

LITCHFIELD SCHOOL DISTRICT  
*School Administrative Unit #27*

---

**MEMORANDUM**

TO: School Board Date: November 17, 2015

FROM: Frank Markiewicz  
Business Administrator CC: Superintendent

SUBJECT: Monthly Financial Report  
November 2015

Monthly Financials

1. Salary and Benefits – General Fund
  - a. Object number 110 Salaries through 260 workers comp
2. Operations – General Fund
  - a. Object number 270 course reimbursement through 890 miscellaneous
3. By Function – General Fund
4. By Object – General Fund
5. Food Service – Details
6. Revenue – General Fund and Food Service
7. Budget Transfers – General Fund

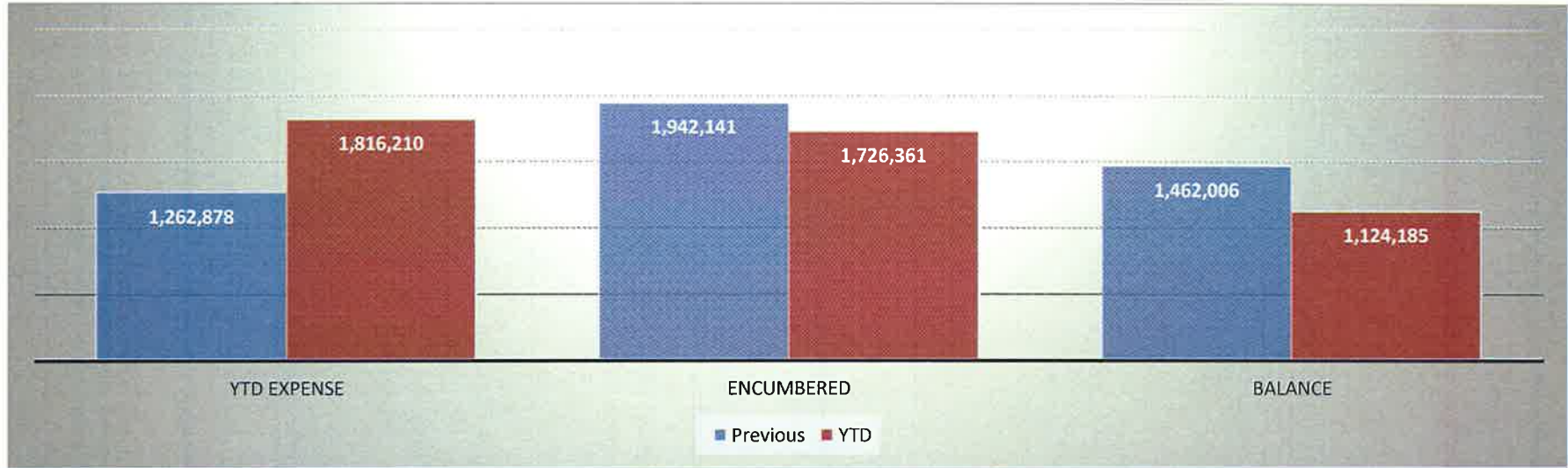
2<sup>nd</sup> Quarter Report

- Will be filed with the Board in January 2016

Fiscal Year 2017

- Revenue and Credit Projections
- Estimated Local Education Tax Impact

## Fiscal Year 2016 Year-To-Date Operating Report



Account	Account Title	Budget	Transfers	Revised	YTD Expended	Encumbered	Available Budget	Percent Available
<b>10 - GENERAL FUND</b>								
270	COURSE REIMB./NON-UNION	13,000	0.00	13,000.00	5,175.00	1,620.00	6,205.00	47.73%
271	COURSE REIMB./UNION	44,640	0.00	44,640.00	9,099.99	3,966.34	31,573.67	70.73%
272	CONF/WORKSHOP REIMBURSE	75,571	0.00	75,571.00	18,475.60	21,069.00	36,026.40	47.67%
280	NEW HIRE EXPENSES	1,750	(500.00)	1,250.00	0.00	0.00	1,250.00	100.00%
<b>TOTAL EMPLOYEE BENEFITS</b>		<b>134,961.00</b>	<b>(500.00)</b>	<b>134,461.00</b>	<b>32,750.59</b>	<b>26,655.34</b>	<b>75,055.07</b>	<b>55.82%</b>
320	IN-DIST PROF DEVELOPMENT	28,320	0.00	28,320.00	5,673.60	473.00	22,173.40	78.30%
321	CONTRACTED SERVICES	9,900	2,000.00	11,900.00	7,333.00	204.50	4,362.50	36.66%
325	TESTING PROTOCOLS	8,790	0.00	8,790.00	3,344.76	0.00	5,445.24	61.95%
330	PROFESSIONAL SERVICES	289,396	(750.00)	288,646.40	66,874.83	163,711.82	58,059.75	20.11%
331	AUDIT SERVICES	18,285	0.00	18,285.00	12,838.50	0.00	5,446.50	29.79%
332	TUTOR SERVICES	7,500	0.00	7,500.00	4,065.00	1,455.00	1,980.00	26.40%
333	BOND REGISTRATION	0	0.00	0.00	0.00	0.00	0.00	0.00%
335	LEGAL SERVICES	5,000	0.00	5,000.00	52.00	448.00	4,500.00	90.00%
339	ATHLETIC TRAINER SERVICES	25,500	0.00	25,500.00	13,000.00	0.00	12,500.00	49.02%
391	GAME OFFICIALS	39,991	0.00	39,991.00	24,780.00	0.00	15,211.00	38.04%
411	UTILITIES-WATER	36,800	0.00	36,800.00	10,426.48	25,473.52	900.00	2.45%
412	UTILITIES-SEWER	11,400	0.00	11,400.00	0.00	0.00	11,400.00	100.00%
421	UTILITIES-DISPOSAL	22,720	0.00	22,720.00	8,292.33	12,035.87	2,391.80	10.53%

422	SNOW PLOWING	42,003	0.00	42,003.00	13,167.00	30,833.00	(1,997.00)	(4.75%)
430	REPAIRS & MAINTENANCE	373,749	(515.45)	373,233.55	220,500.39	9,610.57	143,122.59	38.35%
431	PAINTING	7,700	0.00	7,700.00	0.00	2,000.00	5,700.00	74.03%
432	BOILER REPAIR & MAINT	9,500	526.95	10,026.95	1,026.95	4,499.00	4,501.00	44.89%
433	CONTRACTOR REPAIR & MAINT	100,300	0.00	100,300.00	8,613.25	2,489.65	89,197.10	88.93%
434	AIR QUALITY	15,600	0.00	15,600.00	0.00	0.00	15,600.00	100.00%
440	RENTAL/LEASE INSTR EQUIP	157,679	0.00	157,679.00	64,883.02	67,468.11	25,327.87	16.06%
441	LEASE PAYMENT - MODULAR	36,252	0.00	36,252.00	36,252.00	0.00	0.00	0.00%
442	EQUIP RENTAL	10,048	1,000.00	11,048.00	2,770.22	1,760.50	6,517.28	58.99%
446	SOFTWARE LEASE	74,243	1,224.00	75,466.96	66,819.04	31,021.39	(22,373.47)	(29.65%)
450	SITE DEVELOPMENT	6,500	0.00	6,500.00	0.00	1,000.00	5,500.00	84.62%
460	INSPECTIONS	12,225	0.00	12,225.00	150.00	0.00	12,075.00	98.77%
519	TRANSPORTATION	945,196	0.00	945,196.00	193,072.85	688,433.00	63,690.15	6.74%
521	INSURANCE PROP/LIABILITY	61,363	0.00	61,363.00	62,742.00	0.00	(1,379.00)	(2.25%)
531	TELEPHONE	19,487	0.00	19,487.00	7,680.67	8,924.33	2,882.00	14.79%
532	DATA COMMUNICATIONS	44,000	0.00	44,000.00	13,596.00	30,404.00	0.00	0.00%
534	POSTAGE/GENERAL EXPENSES	12,197	1,075.00	13,271.52	4,067.85	2,403.63	6,800.04	51.24%
536	AIR QUALITY	0	0.00	0.00	0.00	0.00	0.00	0.00%
540	ADVERTISING	4,450	0.00	4,450.00	1,316.65	0.00	3,133.35	70.41%
550	PRINTING & BINDING	7,578	0.00	7,578.00	3,832.20	0.00	3,745.80	49.43%
561	TUITION	35,435	0.00	35,435.00	5,381.42	23,008.88	7,044.70	19.88%
569	HANDICAPPED TUITION	508,303	0.00	508,303.00	188,477.49	224,503.49	95,322.02	18.75%
580	TRAVEL	45,843	0.00	45,843.35	5,316.06	3,219.15	37,308.14	81.38%
590	EXTENDED YEAR PROGRAM	160	0.00	160.00	100.00	0.00	60.00	37.50%
	<b>TOTAL PURCHASED SERVICES</b>	<b>3,033,413.23</b>	<b>4,560.50</b>	<b>3,037,973.73</b>	<b>1,056,445.56</b>	<b>1,335,380.41</b>	<b>646,147.76</b>	<b>21.27%</b>
610	SUPPLIES	438,207	(33,341.71)	404,865.65	160,847.44	10,224.97	233,793.24	57.75%
611	SUMMER SCHOOL SUPPLIES	0	0.00	0.00	0.00	0.00	0.00	0.00%
615	REPORT CARDS/RECORDS	2,585	0.00	2,585.00	990.61	0.00	1,594.39	61.68%
619	FIELD DAY	200	0.00	200.00	0.00	0.00	200.00	100.00%
622	UTILITIES-ELECTRIC	236,938	0.00	236,937.64	64,211.05	172,726.47	0.12	0.00%
623	UTIL-BOTTLED GAS	96,704	(7,000.00)	89,704.32	7,217.28	82,486.72	0.32	0.00%
624	FUEL OIL	86,000	0.00	86,000.00	18,423.40	67,576.60	0.00	0.00%
626	FUEL	3,500	0.00	3,500.00	0.00	0.00	3,500.00	100.00%
630	FOOD	1,020	0.00	1,020.00	100.00	0.00	920.00	90.20%
635	PUBLICATIONS	465	0.00	465.00	0.00	0.00	465.00	100.00%
640	TEXTBOOK REPLACEMENT	79,231	27,638.00	106,868.65	69,980.85	19.86	36,867.94	34.50%
641	TEXTBOOKS - NEW	12,972	(16.00)	12,956.00	6,458.44	0.00	6,497.56	50.15%
643	PERIODICALS - PRINT	6,843	446.00	7,289.00	4,300.49	0.00	2,988.51	41.00%
644	INFORMATION ACCESS FEES	12,975	485.00	13,460.00	10,004.40	0.00	3,455.60	25.67%

649	TAPES/CD/DVD/AUDIO VISUAL	2,311	0.00	2,310.70	163.20	0.00	2,147.50	92.94%
650	SOFTWARE	108,839	0.00	108,839.00	64,894.65	1,946.74	41,997.61	38.59%
<b>TOTAL SUPPLIES</b>		<b>1,088,789.67</b>	<b>(11,788.71)</b>	<b>1,077,000.96</b>	<b>407,591.81</b>	<b>334,981.36</b>	<b>334,427.79</b>	<b>31.05%</b>
700	PROPERTY	47,380	0.00	47,380.00	45,000.00	0.00	2,380.00	5.02%
720	BUILDING IMPROVEMENT	79,968	0.00	79,968.00	79,043.00	0.00	925.00	1.16%
733	FURNITURE-ADDITIONAL	18,087	0.00	18,087.05	10,196.99	189.00	7,701.06	42.58%
734	EQUIPMENT-ADDITIONAL	77,754	5,111.00	82,864.95	67,871.83	16,812.66	(1,819.54)	(2.20%)
737	FURNITURE-REPLACEMENT	19,044	50.00	19,094.27	5,729.08	0.00	13,365.19	70.00%
738	EQUIPMENT-REPLACEMENT	96,094	1,287.32	97,381.32	70,891.07	141.00	26,349.25	27.06%
<b>TOTAL PROPERTY</b>		<b>338,327.27</b>	<b>6,448.32</b>	<b>344,775.59</b>	<b>278,731.97</b>	<b>17,142.66</b>	<b>48,900.96</b>	<b>14.18%</b>

**Litchfield School District FY2015 Year-To-Date Budget Status Report**  
**Location Totals Through Nov 17, 2015**

Location - Location Title	Original Appropriation	Budget Amendments	Budget Transfers	Revised Budget	YTD Expended	Encumbered	Available Budget	Percent Available
<b>10 - GENERAL FUND</b>								
Total 00 - DISTRICT-WIDE	\$3,711,150	\$0.00	(\$385,476.80)	\$3,325,672.77	\$1,052,111.02	\$1,673,118.18	\$600,443.57	18.05%
Total 01 - SCHOOL BOARD	\$100,947	\$0.00	\$750.00	\$101,697.09	\$43,748.21	\$51,798.72	\$6,150.16	6.05%
Total 11 - GRIFFIN MEMORIAL SCHOOL	\$4,775,772	\$0.00	(\$26,023.25)	\$4,749,748.45	\$1,539,165.37	\$2,953,486.12	\$257,096.96	5.41%
Total 21 - LITCHFIELD MIDDLE SCHOOL	\$4,914,188	\$0.00	\$92,126.00	\$5,006,314.46	\$1,588,695.14	\$3,099,398.68	\$318,220.64	6.36%
Total 31 - CAMPBELL HIGH SCHOOL	\$5,883,686	\$0.00	\$319,374.05	\$6,203,060.46	\$1,921,353.78	\$3,697,535.12	\$584,171.56	9.42%
Total 90 - SAU #27	\$713,425	\$0.00	(\$750.00)	\$712,674.57	\$266,466.45	\$364,566.36	\$81,641.76	11.46%
<b>Total 10 - GENERAL FUND</b>	<b>\$20,099,168</b>	<b>\$0.00</b>	<b>\$0.00</b>	<b>\$20,099,167.80</b>	<b>\$6,411,539.97</b>	<b>\$11,839,903.18</b>	<b>\$1,847,724.65</b>	<b>9.19%</b>

## Litchfield School District FY2015 Year-To-Date Budget Status Report

### Function Account Totals

Function - Function Title	Original Appropriation	Budget Amendments	Budget Transfers	Revised Budget	YTD Expended	Encumbered	Available Budget	Percent Available
<b>10 - GENERAL FUND</b>								
1100 - REGULAR EDUCATION PRGMS	\$7,960,805	\$0.00	(\$28,222.11)	\$7,932,582.86	\$2,210,221.51	\$5,344,475.37	\$377,885.98	4.76%
1201 - SPECIAL EDUCATION PRGMS	\$3,114,632	\$0.00	(\$325.00)	\$3,114,307.24	\$838,855.34	\$1,777,783.46	\$497,668.44	15.98%
1260 - BILINGUAL PROGRAMS	\$38,531	\$0.00	\$0.00	\$38,530.62	\$10,607.45	\$26,665.87	\$1,257.30	3.26%
1301 - VOCATIONAL EDUCATION PRGM	\$25,385	\$0.00	\$0.00	\$25,385.00	\$0.00	\$23,008.88	\$2,376.12	9.36%
1410 - CO-CURRICULAR ACTIVITIES	\$126,752	\$0.00	\$0.00	\$126,752.35	\$35,206.82	\$81,604.76	\$9,940.77	7.84%
1420 - ATHLETIC ACTIVITIES	\$355,854	\$0.00	\$0.00	\$355,853.61	\$167,506.00	\$97,638.38	\$90,709.23	25.49%
1490 - STUDENT ACTIVITIES	\$1,100	\$0.00	\$0.00	\$1,100.00	\$500.56	\$474.88	\$124.56	11.32%
1501 - SELF-FUNDED PROGRAMS	\$68,173	\$0.00	\$0.00	\$68,173.44	\$4,217.20	\$479.88	\$63,476.36	93.11%
1601 - ADULT EDUCATION	\$7	\$0.00	\$0.00	\$7.42	\$0.00	\$387.54	(\$380.12)	(5,122.91%)
2120 - GUIDANCE SERVICES	\$673,536	\$0.00	(\$500.00)	\$673,036.02	\$211,821.81	\$452,689.44	\$8,524.77	1.27%
2134 - NURSE SERVICES	\$263,704	\$0.00	\$0.00	\$263,704.35	\$72,184.70	\$183,988.67	\$7,530.98	2.86%
2140 - PSYCHOLOGICAL SERVICES	\$209,199	\$0.00	\$0.00	\$209,199.38	\$78,757.85	\$195,651.04	(\$65,209.51)	(31.17%)
2150 - SPEECH SERVICES	\$340,221	\$0.00	\$0.00	\$340,221.43	\$93,374.60	\$233,866.21	\$12,980.62	3.82%
2160 - OT/PT SERVICES	\$108,280	\$0.00	\$0.00	\$108,279.76	\$27,691.25	\$74,719.34	\$5,869.17	5.42%
2190 - OTHER PUPIL SERVICES	\$0	\$0.00	\$0.00	\$0.00	\$0.00	\$0.00	\$0.00	0.00%
2210 - IMPROVEMENT- INSTRUCTION	\$162,618	\$0.00	\$28,538.00	\$191,155.88	\$122,271.62	\$48,490.42	\$20,393.84	10.67%
2212 - INSTR/CURRIC DEVELOPMENT	\$300	\$0.00	\$0.00	\$300.00	\$0.00	\$0.00	\$300.00	100.00%
2213 - INSTRUCTION STAFF TRAIN'G	\$107,647	\$0.00	\$0.00	\$107,647.04	\$29,437.74	\$13,831.79	\$64,377.51	59.80%
2222 - LIBRARY SERVICES	\$339,415	\$0.00	\$0.00	\$339,415.38	\$99,801.11	\$217,812.54	\$21,801.73	6.42%
2223 - AUDIOVISUAL SERVICES	\$5,587	\$0.00	\$0.00	\$5,586.70	\$1,008.67	\$0.00	\$4,578.03	81.95%
2225 - COMPUTER INSTRUCTION	\$153,827	\$0.00	\$5,776.00	\$159,602.97	\$69,834.07	\$50,276.35	\$39,492.55	24.74%
2311 - SCHOOL BOARD	\$41,973	\$0.00	\$750.00	\$42,723.47	\$21,461.12	\$27,063.03	(\$5,800.68)	(13.58%)
2312 - DISTRICT CLERK	\$0	\$0.00	\$0.00	\$0.00	\$0.00	\$0.00	\$0.00	0.00%
2313 - DISTRICT TREASURER	\$4,519	\$0.00	\$0.00	\$4,519.03	\$0.00	\$3,882.91	\$636.12	14.08%
2314 - ELECTION SERVICES	\$3,131	\$0.00	\$0.00	\$3,130.59	\$0.00	\$301.37	\$2,829.22	90.37%
2317 - AUDIT	\$18,285	\$0.00	\$0.00	\$18,285.00	\$12,838.50	\$0.00	\$5,446.50	29.79%
2318 - LEGAL SERVICES	\$33,039	\$0.00	\$0.00	\$33,039.00	\$9,448.59	\$20,551.41	\$3,039.00	9.20%
2320 - DISTRICT ADMINISTRATION	\$293,697	\$0.00	(\$750.00)	\$292,946.92	\$92,113.02	\$122,599.39	\$78,234.51	26.71%
2332 - SPECIAL SERVICES ADMIN	\$205,959	\$0.00	(\$250.00)	\$205,709.01	\$82,725.55	\$122,660.99	\$322.47	0.16%
2410 - SCHOOL ADMINISTRATION	\$1,198,728	\$0.00	\$759.11	\$1,199,486.92	\$483,427.25	\$703,131.03	\$12,928.64	1.08%
2490 - OTHER SUPPORT SERVICES	\$11,759	\$0.00	\$0.00	\$11,759.00	\$1,353.96	\$0.00	\$10,405.04	88.49%
2510 - BUSINESS/FINANCE OFFICE	\$319,340	\$0.00	\$0.00	\$319,339.82	\$135,375.61	\$178,350.81	\$5,613.40	1.76%
2610 - CUSTODIAL SERVICES	\$844,903	\$0.00	\$807.32	\$845,710.25	\$301,305.67	\$444,847.03	\$99,557.55	11.77%

**Litchfield School District FY2015 Year-To-Date Budget Status Report**  
**Function Account Totals**

Function - Function Title	Original Appropriation	Budget Amendments	Budget Transfers	Revised Budget	YTD Expended	Encumbered	Available Budget	Percent Available
2620 - BUILDING SERVICES	\$898,029	\$0.00	(\$7,000.00)	\$891,029.31	\$344,426.17	\$373,875.63	\$172,727.51	19.39%
2630 - GROUNDS SERVICES	\$274,751	\$0.00	(\$807.32)	\$273,943.86	\$125,162.96	\$76,653.98	\$72,126.92	26.33%
2640 - NON-INSTRUCTIONAL EQUIP	\$158,058	\$0.00	\$0.00	\$158,058.00	\$11,870.45	\$2,489.65	\$143,697.90	90.91%
2660 - EMERGENCY MANAGEMENT	\$6,345	\$0.00	\$0.00	\$6,344.74	\$41.26	\$0.00	\$6,303.48	99.35%
2721 - TRANSPORTATION (REGULAR)	\$468,578	\$0.00	\$0.00	\$468,578.00	\$91,536.42	\$377,041.58	\$0.00	0.00%
2722 - TRANSPORTATION(SPECIAL)	\$350,403	\$0.00	\$0.00	\$350,403.00	\$71,926.57	\$250,783.43	\$27,693.00	7.90%
2723 - TRANSPORTATION (VOC ED)	\$22,932	\$0.00	\$0.00	\$22,932.00	\$4,246.66	\$38,219.94	(\$19,534.60)	(85.18%)
2724 - TRANSPORTATION (ATHLETIC)	\$70,539	\$0.00	\$0.00	\$70,539.00	\$22,827.48	\$22,388.05	\$25,323.47	35.90%
2725 - TRANSPORTATION (FT/COCUR)	\$15,897	\$0.00	\$0.00	\$15,897.00	\$2,535.72	\$0.00	\$13,361.28	84.05%
2830 - HR STAFF SERVICES	\$99,232	\$0.00	\$0.00	\$99,231.84	\$38,391.67	\$53,397.87	\$7,442.30	7.50%
2840 - TECHNOLOGY SERVICES	\$480,831	\$0.00	\$1,224.00	\$482,054.59	\$325,530.61	\$197,820.26	(\$41,296.28)	(8.57%)
2900 - BENEFITS & FIXED CHARGES	\$59,066	\$0.00	\$0.00	\$59,066.00	\$2,733.17	\$0.00	\$56,332.83	95.37%
4200 - SITE IMPROVEMENTS	\$127,348	\$0.00	\$0.00	\$127,348.00	\$124,043.00	\$0.00	\$3,305.00	2.60%
4300 - ARCHITECT & ENG PLANS	\$0	\$0.00	\$0.00	\$0.00	\$0.00	\$0.00	\$0.00	0.00%
4600 - BUILDING IMPROVEMENT	\$36,252	\$0.00	\$0.00	\$36,252.00	\$36,252.00	\$0.00	\$0.00	0.00%
5100 - DEBT SERVICES	\$0	\$0.00	\$0.00	\$0.00	\$0.00	\$0.00	\$0.00	0.00%
5220 - SPEC REV FUND TRANSFERS	\$0	\$0.00	\$0.00	\$0.00	(\$3,331.74)	\$0.00	\$3,331.74	0.00%
5252 - CAPITAL RES FUND TRANSFER	\$0	\$0.00	\$0.00	\$0.00	\$0.00	\$0.00	\$0.00	0.00%
<b>Total 10 - GENERAL FUND</b>	<b>\$20,099,168</b>	<b>\$0.00</b>	<b>\$0.00</b>	<b>\$20,099,167.80</b>	<b>\$6,411,539.97</b>	<b>\$11,839,903.18</b>	<b>\$1,847,724.65</b>	<b>9.19%</b>

**Litchfield School District FY2015 Year-To-Date Budget Status Report**  
**Object Account Totals**

Account	Account Title	Original Appropriation	Budget Amendments	Budget Transfers	Revised Budget	YTD Expended	Encumbered	Available Budget	Percent Available
<b>10 - GENERAL FUND</b>									
110	SALARIES	8,844,548	0.00	0.00	8,844,548.40	2,662,973.09	5,971,742.77	209,832.54	2.37%
112	ADMINISTRATION SALARY	615,036	0.00	0.00	615,036.00	252,791.77	374,989.83	(12,745.60)	(2.07%)
113	TUTOR SALARIES	138,421	0.00	250.00	138,670.92	31,820.66	71,580.49	35,269.77	25.43%
114	PARA/MONITOR SALARIES	1,052,450	0.00	0.00	1,052,449.65	277,347.24	723,766.04	51,336.37	4.88%
117	CLERICAL SALARIES	0	0.00	0.00	0.00	0.00	0.00	0.00	0.00%
118	SELF-FUNDED PRGM SALARIES	32,124	0.00	0.00	32,124.16	2,109.91	360.00	29,654.25	92.31%
119	SPED SUMMER PRGM SALARIES	49,950	0.00	0.00	49,950.16	39,264.55	0.00	10,685.61	21.39%
120	SUBSTITUTE SALARIES	142,886	0.00	0.00	142,886.10	34,364.96	0.00	108,521.14	75.95%
121	LONG TERM SUB SALARIES	55,012	0.00	0.00	55,012.04	7,259.18	9,050.40	38,702.46	70.35%
122	GAME OFFICIAL SALARY	0	0.00	0.00	0.00	0.00	0.00	0.00	0.00%
130	OVERTIME	17,603	0.00	0.00	17,603.00	8,424.74	0.00	9,178.26	52.14%
	<b>TOTAL SALARIES</b>	<b>10,948,030.43</b>	<b>0.00</b>	<b>250.00</b>	<b>10,948,280.43</b>	<b>3,316,356.10</b>	<b>7,151,489.53</b>	<b>480,434.80</b>	<b>4.39%</b>
211	HEALTH INSURANCE	2,043,688	0.00	0.00	2,043,688.20	571,554.35	1,423,421.87	48,711.98	2.38%
212	DENTAL INSURANCE	148,115	0.00	0.00	148,115.32	41,401.38	103,538.39	3,175.55	2.14%
213	LIFE INSURANCE	17,554	0.00	0.00	17,553.96	4,925.40	10,988.48	1,640.08	9.34%
214	DISABILITY INSURANCE	26,861	0.00	0.00	26,860.55	8,046.16	18,386.11	428.28	1.59%
220	SOCIAL SECURITY	843,456	0.00	19.13	843,475.60	242,786.81	525,226.30	75,462.49	8.95%
231	NON-TEACHER RETIREMENT	166,950	0.00	0.00	166,950.30	56,515.74	88,862.49	21,572.07	12.92%
232	TEACHER RETIREMENT	1,146,660	0.00	0.00	1,146,660.23	338,947.07	791,629.45	16,083.71	1.40%
250	UNEMPLOYMENT	43,722	0.00	0.00	43,722.00	0.00	0.00	43,722.00	100.00%
260	WORKERS COMPENSATION	47,105	0.00	0.76	47,105.93	14,797.14	0.00	32,308.79	68.59%
270	COURSE REIMB./NON-UNION	13,000	0.00	0.00	13,000.00	5,175.00	1,620.00	6,205.00	47.73%
271	COURSE REIMB./UNION	44,640	0.00	0.00	44,640.00	9,099.99	3,966.34	31,573.67	70.73%
272	CONF/WORKSHOP REIMBURSE	75,571	0.00	0.00	75,571.00	18,475.60	21,069.00	36,026.40	47.67%
280	NEW HIRE EXPENSES	1,750	0.00	(500.00)	1,250.00	0.00	0.00	1,250.00	100.00%
	<b>TOTAL EMPLOYEE BENEFITS</b>	<b>4,619,073.20</b>	<b>0.00</b>	<b>(480.11)</b>	<b>4,618,593.09</b>	<b>1,311,724.64</b>	<b>2,988,708.43</b>	<b>318,160.02</b>	<b>6.89%</b>
320	IN-DIST PROF DEVELOPMENT	28,320	0.00	0.00	28,320.00	5,673.60	473.00	22,173.40	78.30%
321	CONTRACTED SERVICES	9,900	0.00	2,000.00	11,900.00	7,333.00	204.50	4,362.50	36.66%
325	TESTING PROTOCOLS	8,790	0.00	0.00	8,790.00	3,344.76	0.00	5,445.24	61.95%
330	PROFESSIONAL SERVICES	289,396	0.00	(750.00)	288,646.40	66,874.83	163,711.82	58,059.75	20.11%
331	AUDIT SERVICES	18,285	0.00	0.00	18,285.00	12,838.50	0.00	5,446.50	29.79%
332	TUTOR SERVICES	7,500	0.00	0.00	7,500.00	4,065.00	1,455.00	1,980.00	26.40%
333	BOND REGISTRATION	0	0.00	0.00	0.00	0.00	0.00	0.00	0.00%
335	LEGAL SERVICES	5,000	0.00	0.00	5,000.00	52.00	448.00	4,500.00	90.00%
339	ATHLETIC TRAINER SERVICES	25,500	0.00	0.00	25,500.00	13,000.00	0.00	12,500.00	49.02%
391	GAME OFFICIALS	39,991	0.00	0.00	39,991.00	24,780.00	0.00	15,211.00	38.04%
411	UTILITIES-WATER	36,800	0.00	0.00	36,800.00	10,426.48	25,473.52	900.00	2.45%



**Litchfield School District FY2015 Year-To-Date Budget Status Report**  
**Object Account Totals**

Account	Account Title	Original Appropriation	Budget Amendments	Budget Transfers	Revised Budget	YTD Expended	Encumbered	Available Budget	Percent Available
412	UTILITIES-SEWER	11,400	0.00	0.00	11,400.00	0.00	0.00	11,400.00	100.00%
421	UTILITIES-DISPOSAL	22,720	0.00	0.00	22,720.00	8,292.33	12,035.87	2,391.80	10.53%
422	SNOW PLOWING	42,003	0.00	0.00	42,003.00	13,167.00	30,833.00	(1,997.00)	(4.75%)
430	REPAIRS & MAINTENANCE	373,749	0.00	(515.45)	373,233.55	220,500.39	9,610.57	143,122.59	38.35%
431	PAINTING	7,700	0.00	0.00	7,700.00	0.00	2,000.00	5,700.00	74.03%
432	BOILER REPAIR & MAINT	9,500	0.00	526.95	10,026.95	1,026.95	4,499.00	4,501.00	44.89%
433	CONTRACTOR REPAIR & MAINT	100,300	0.00	0.00	100,300.00	8,613.25	2,489.65	89,197.10	88.93%
434	AIR QUALITY	15,600	0.00	0.00	15,600.00	0.00	0.00	15,600.00	100.00%
440	RENTAL/LEASE INSTR EQUIP	157,679	0.00	0.00	157,679.00	64,883.02	67,468.11	25,327.87	16.06%
441	LEASE PAYMENT - MODULAR	36,252	0.00	0.00	36,252.00	36,252.00	0.00	0.00	0.00%
442	EQUIP RENTAL	10,048	0.00	1,000.00	11,048.00	2,770.22	1,760.50	6,517.28	58.99%
446	SOFTWARE LEASE	74,243	0.00	1,224.00	75,466.96	66,819.04	31,021.39	(22,373.47)	(29.65%)
450	SITE DEVELOPMENT	6,500	0.00	0.00	6,500.00	0.00	1,000.00	5,500.00	84.62%
460	INSPECTIONS	12,225	0.00	0.00	12,225.00	150.00	0.00	12,075.00	98.77%
519	TRANSPORTATION	945,196	0.00	0.00	945,196.00	193,072.85	688,433.00	63,690.15	6.74%
521	INSURANCE PROP/LIABILITY	61,363	0.00	0.00	61,363.00	62,742.00	0.00	(1,379.00)	(2.25%)
531	TELEPHONE	19,487	0.00	0.00	19,487.00	7,680.67	8,924.33	2,882.00	14.79%
532	DATA COMMUNICATIONS	44,000	0.00	0.00	44,000.00	13,596.00	30,404.00	0.00	0.00%
534	POSTAGE/GENERAL EXPENSES	12,197	0.00	1,075.00	13,271.52	4,067.85	2,403.63	6,800.04	51.24%
536	AIR QUALITY	0	0.00	0.00	0.00	0.00	0.00	0.00	0.00%
540	ADVERTISING	4,450	0.00	0.00	4,450.00	1,316.65	0.00	3,133.35	70.41%
550	PRINTING & BINDING	7,578	0.00	0.00	7,578.00	3,832.20	0.00	3,745.80	49.43%
561	TUITION	35,435	0.00	0.00	35,435.00	5,381.42	23,008.88	7,044.70	19.88%
569	HANDICAPPED TUITION	508,303	0.00	0.00	508,303.00	188,477.49	224,503.49	95,322.02	18.75%
580	TRAVEL	45,843	0.00	0.00	45,843.35	5,316.06	3,219.15	37,308.14	81.38%
590	EXTENDED YEAR PROGRAM	160	0.00	0.00	160.00	100.00	0.00	60.00	37.50%
	<b>TOTAL PURCHASED SERVICES</b>	<b>3,033,413.23</b>	<b>0.00</b>	<b>4,560.50</b>	<b>3,037,973.73</b>	<b>1,056,445.56</b>	<b>1,335,380.41</b>	<b>646,147.76</b>	<b>21.27%</b>
610	SUPPLIES	438,207	0.00	(33,341.71)	404,865.65	160,847.44	10,224.97	233,793.24	57.75%
611	SUMMER SCHOOL SUPPLIES	0	0.00	0.00	0.00	0.00	0.00	0.00	0.00%
615	REPORT CARDS/RECORDS	2,585	0.00	0.00	2,585.00	990.61	0.00	1,594.39	61.68%
619	FIELD DAY	200	0.00	0.00	200.00	0.00	0.00	200.00	100.00%
622	UTILITIES-ELECTRIC	236,938	0.00	0.00	236,937.64	64,211.05	172,726.47	0.12	0.00%
623	UTIL-BOTTLED GAS	96,704	0.00	(7,000.00)	89,704.32	7,217.28	82,486.72	0.32	0.00%
624	FUEL OIL	86,000	0.00	0.00	86,000.00	18,423.40	67,576.60	0.00	0.00%
626	FUEL	3,500	0.00	0.00	3,500.00	0.00	0.00	3,500.00	100.00%
630	FOOD	1,020	0.00	0.00	1,020.00	100.00	0.00	920.00	90.20%
635	PUBLICATIONS	465	0.00	0.00	465.00	0.00	0.00	465.00	100.00%
640	TEXTBOOK REPLACEMENT	79,231	0.00	27,638.00	106,868.65	69,980.85	19.86	36,867.94	34.50%
641	TEXTBOOKS - NEW	12,972	0.00	(16.00)	12,956.00	6,458.44	0.00	6,497.56	50.15%

**Litchfield School District FY2015 Year-To-Date Budget Status Report**  
**Object Account Totals**

Account	Account Title	Original Appropriation	Budget Amendments	Budget Transfers	Revised Budget	YTD Expended	Encumbered	Available Budget	Percent Available
643	PERIODICALS - PRINT	6,843	0.00	446.00	7,289.00	4,300.49	0.00	2,988.51	41.00%
644	INFORMATION ACCESS FEES	12,975	0.00	485.00	13,460.00	10,004.40	0.00	3,455.60	25.67%
649	TAPES/CD/DVD/AUDIO VISUAL	2,311	0.00	0.00	2,310.70	163.20	0.00	2,147.50	92.94%
650	SOFTWARE	108,839	0.00	0.00	108,839.00	64,894.65	1,946.74	41,997.61	38.59%
<b>TOTAL SUPPLIES</b>		<b>1,088,789.67</b>	<b>0.00</b>	<b>(11,788.71)</b>	<b>1,077,000.96</b>	<b>407,591.81</b>	<b>334,981.36</b>	<b>334,427.79</b>	<b>31.05%</b>
700	PROPERTY	47,380	0.00	0.00	47,380.00	45,000.00	0.00	2,380.00	5.02%
720	BUILDING IMPROVEMENT	79,968	0.00	0.00	79,968.00	79,043.00	0.00	925.00	1.16%
733	FURNITURE-ADDITIONAL	18,087	0.00	0.00	18,087.05	10,196.99	189.00	7,701.06	42.58%
734	EQUIPMENT-ADDITIONAL	77,754	0.00	5,111.00	82,864.95	67,871.83	16,812.66	(1,819.54)	(2.20%)
737	FURNITURE-REPLACEMENT	19,044	0.00	50.00	19,094.27	5,729.08	0.00	13,365.19	70.00%
738	EQUIPMENT-REPLACEMENT	96,094	0.00	1,287.32	97,381.32	70,891.07	141.00	26,349.25	27.06%
<b>TOTAL PROPERTY</b>		<b>338,327.27</b>	<b>0.00</b>	<b>6,448.32</b>	<b>344,775.59</b>	<b>278,731.97</b>	<b>17,142.66</b>	<b>48,900.96</b>	<b>14.18%</b>
810	DUES AND FEES	42,226	0.00	810.00	43,036.00	28,089.66	420.00	14,526.34	33.75%
820	DUES, SUBSCRIPTIONS	1,428	0.00	0.00	1,428.00	439.50	0.00	988.50	69.22%
830	INTEREST EXPENSE	0	0.00	0.00	0.00	0.00	0.00	0.00	0.00%
890	MISCELLANEOUS	27,880	0.00	200.00	28,080.00	12,160.73	11,780.79	4,138.48	14.74%
910	PRINCIPAL REDEMPTION	0	0.00	0.00	0.00	0.00	0.00	0.00	0.00%
920	CAPITAL RESERVE EXPENSE	0	0.00	0.00	0.00	0.00	0.00	0.00	0.00%
<b>TOTAL OTHER</b>		<b>71,534.00</b>	<b>0.00</b>	<b>1,010.00</b>	<b>72,544.00</b>	<b>40,689.89</b>	<b>12,200.79</b>	<b>19,653.32</b>	<b>27.09%</b>
<b>Total 10 - GENERAL FUND</b>		<b>\$20,099,168</b>	<b>\$0.00</b>	<b>\$0.00</b>	<b>\$20,099,167.80</b>	<b>\$6,411,539.97</b>	<b>\$11,839,903.18</b>	<b>\$1,847,724.65</b>	<b>9.19%</b>

# Litchfield School District FY2016 Year-To-Date Budget Status Report

## Account Detail by Function

Budget Unit	Account	Account Title	Original Appropriation	Budget Amendments	Budget Transfers	Revised Budget	YTD Expended	Encumbered	Available Budget	Percent Available
<b>10 - GENERAL FUND</b>										
<b>1100 - REGULAR EDUCATION PRGMS</b>										
<b>DW REGULAR EDUCATION</b>										
1000110000	320	IN-DIST PROF DEVELOPMENT	0	0.00	0.00	0.00	0.00	0.00	0.00	0.00%
1000110000	330	PROFESSIONAL SERVICES	0	0.00	0.00	0.00	0.00	0.00	0.00	0.00%
1000110000	332	TUTOR SERVICES	0	0.00	0.00	0.00	0.00	0.00	0.00	0.00%
1000110000	580	TRAVEL	0	0.00	0.00	0.00	0.00	0.00	0.00	0.00%
1000110000	610	SUPPLIES	0	0.00	0.00	0.00	0.00	0.00	0.00	0.00%
1000110000	640	TEXTBOOK REPLACEMENT	0	0.00	0.00	0.00	0.00	0.00	0.00	0.00%
1000110000	734	EQUIPMENT-ADDITIONAL	0	0.00	0.00	0.00	0.00	0.00	0.00	0.00%
<b>Total DW REGULAR EDUCATION</b>			<b>\$0</b>	<b>\$0.00</b>	<b>\$0.00</b>	<b>\$0.00</b>	<b>\$0.00</b>	<b>\$0.00</b>	<b>\$0.00</b>	<b>0.00%</b>
<b>Total 00 - DISTRICT-WIDE</b>			<b>\$0</b>	<b>\$0.00</b>	<b>\$0.00</b>	<b>\$0.00</b>	<b>\$0.00</b>	<b>\$0.00</b>	<b>\$0.00</b>	<b>0.00%</b>
<b>GMS REGULAR EDUCATION</b>										
1011110000	430	REPAIRS & MAINTENANCE	240	0.00	11.50	251.50	251.50	0.00	0.00	0.00%
1011110000	440	RENTAL/LEASE INSTR EQUIP	18,517	0.00	0.00	18,517.00	7,004.10	7,439.00	4,073.90	22.00%
1011110000	610	SUPPLIES	20,937	0.00	(11.50)	20,925.15	8,641.49	1,625.57	10,658.09	50.93%
1011110000	640	TEXTBOOK REPLACEMENT	1,021	0.00	0.00	1,021.11	0.00	9.99	1,011.12	99.02%
1011110000	641	TEXTBOOKS - NEW	0	0.00	0.00	0.00	0.00	0.00	0.00	0.00%
1011110000	650	SOFTWARE	0	0.00	0.00	0.00	0.00	0.00	0.00	0.00%
1011110000	733	FURNITURE-ADDITIONAL	1,719	0.00	0.00	1,719.15	1,211.99	189.00	318.16	18.51%
1011110000	734	EQUIPMENT-ADDITIONAL	0	0.00	0.00	0.00	0.00	0.00	0.00	0.00%
1011110000	737	FURNITURE-REPLACEMENT	3,367	0.00	0.00	3,367.27	1,934.21	0.00	1,433.06	42.56%
1011110000	738	EQUIPMENT-REPLACEMENT	1	0.00	0.00	1.00	0.00	0.00	1.00	100.00%
1011110000	890	MISCELLANEOUS	0	0.00	0.00	0.00	0.00	0.00	0.00	0.00%
<b>Total GMS REGULAR EDUCATION</b>			<b>\$45,802</b>	<b>\$0.00</b>	<b>\$0.00</b>	<b>\$45,802.18</b>	<b>\$19,043.29</b>	<b>\$9,263.56</b>	<b>\$17,495.33</b>	<b>38.20%</b>
<b>GMS ART EDUCATION</b>										
1011110002	610	SUPPLIES	2,201	0.00	0.00	2,200.94	1,170.36	0.00	1,030.58	46.82%
1011110002	649	TAPES/CD/DVD/AUDIO VISUAL	0	0.00	0.00	0.00	0.00	0.00	0.00	0.00%
1011110002	734	EQUIPMENT-ADDITIONAL	0	0.00	0.00	0.00	0.00	0.00	0.00	0.00%
<b>Total GMS ART EDUCATION</b>			<b>\$2,201</b>	<b>\$0.00</b>	<b>\$0.00</b>	<b>\$2,200.94</b>	<b>\$1,170.36</b>	<b>\$0.00</b>	<b>\$1,030.58</b>	<b>46.82%</b>
<b>GMS ENGLISH EDUCATION</b>										
1011110005	640	TEXTBOOK REPLACEMENT	0	0.00	0.00	0.00	0.00	0.00	0.00	0.00%
1011110005	641	TEXTBOOKS - NEW	0	0.00	0.00	0.00	0.00	0.00	0.00	0.00%
<b>Total GMS ENGLISH EDUCATION</b>			<b>\$0</b>	<b>\$0.00</b>	<b>\$0.00</b>	<b>\$0.00</b>	<b>\$0.00</b>	<b>\$0.00</b>	<b>\$0.00</b>	<b>0.00%</b>
<b>GMS PHYSICAL EDUCATION</b>										
1011110008	610	SUPPLIES	1,170	0.00	0.00	1,170.12	968.05	0.00	202.07	17.27%
1011110008	619	FIELD DAY	200	0.00	0.00	200.00	0.00	0.00	200.00	100.00%
1011110008	733	FURNITURE-ADDITIONAL	0	0.00	0.00	0.00	0.00	0.00	0.00	0.00%
1011110008	734	EQUIPMENT-ADDITIONAL	0	0.00	0.00	0.00	0.00	0.00	0.00	0.00%
1011110008	738	EQUIPMENT-REPLACEMENT	1	0.00	0.00	1.00	0.00	0.00	1.00	100.00%
<b>Total GMS PHYSICAL EDUCATION</b>			<b>\$1,371</b>	<b>\$0.00</b>	<b>\$0.00</b>	<b>\$1,371.12</b>	<b>\$968.05</b>	<b>\$0.00</b>	<b>\$403.07</b>	<b>29.40%</b>

# Litchfield School District FY2016 Year-To-Date Budget Status Report

## Account Detail by Function

Budget Unit	Account	Account Title	Original Appropriation	Budget Amendments	Budget Transfers	Revised Budget	YTD Expended	Encumbered	Available Budget	Percent Available
<b>GMS MATH EDUCATION</b>										
1011110011	446	SOFTWARE LEASE	0	0.00	0.00	0.00	0.00	0.00	0.00	0.00%
1011110011	610	SUPPLIES	13,438	0.00	(10,838.00)	2,600.14	2,343.50	0.00	256.64	9.87%
1011110011	640	TEXTBOOK REPLACEMENT	0	0.00	0.00	0.00	0.00	0.00	0.00	0.00%
1011110011	641	TEXTBOOKS - NEW	0	0.00	0.00	0.00	0.00	0.00	0.00	0.00%
<b>Total GMS MATH EDUCATION</b>			<b>\$13,438</b>	<b>\$0.00</b>	<b>(\$10,838.00)</b>	<b>\$2,600.14</b>	<b>\$2,343.50</b>	<b>\$0.00</b>	<b>\$256.64</b>	<b>9.87%</b>
<b>GMS MUSIC EDUCATION</b>										
1011110012	430	REPAIRS & MAINTENANCE	150	0.00	0.00	150.00	0.00	0.00	150.00	100.00%
1011110012	610	SUPPLIES	3,310	0.00	0.00	3,310.33	1,801.00	0.00	1,509.33	45.59%
1011110012	619	FIELD DAY	0	0.00	0.00	0.00	0.00	0.00	0.00	0.00%
1011110012	641	TEXTBOOKS - NEW	0	0.00	0.00	0.00	0.00	0.00	0.00	0.00%
1011110012	733	FURNITURE-ADDITIONAL	7,880	0.00	0.00	7,879.90	7,275.00	0.00	604.90	7.68%
1011110012	734	EQUIPMENT-ADDITIONAL	0	0.00	0.00	0.00	0.00	0.00	0.00	0.00%
1011110012	737	FURNITURE-REPLACEMENT	2,131	0.00	0.00	2,131.00	1,899.00	0.00	232.00	10.89%
1011110012	738	EQUIPMENT-REPLACEMENT	0	0.00	0.00	0.00	0.00	0.00	0.00	0.00%
1011110012	810	DUES AND FEES	130	0.00	0.00	130.00	0.00	0.00	130.00	100.00%
<b>Total GMS MUSIC EDUCATION</b>			<b>\$13,601</b>	<b>\$0.00</b>	<b>\$0.00</b>	<b>\$13,601.23</b>	<b>\$10,975.00</b>	<b>\$0.00</b>	<b>\$2,626.23</b>	<b>19.31%</b>
<b>GMS SCIENCE EDUCATION</b>										
1011110013	610	SUPPLIES	3,303	0.00	700.00	4,002.60	3,060.19	855.00	87.41	2.18%
1011110013	640	TEXTBOOK REPLACEMENT	0	0.00	0.00	0.00	0.00	0.00	0.00	0.00%
1011110013	734	EQUIPMENT-ADDITIONAL	0	0.00	0.00	0.00	0.00	0.00	0.00	0.00%
<b>Total GMS SCIENCE EDUCATION</b>			<b>\$3,303</b>	<b>\$0.00</b>	<b>\$700.00</b>	<b>\$4,002.60</b>	<b>\$3,060.19</b>	<b>\$855.00</b>	<b>\$87.41</b>	<b>2.18%</b>
<b>GMS SOCIAL STUDIES EDUC</b>										
1011110015	610	SUPPLIES	0	0.00	0.00	0.00	0.00	0.00	0.00	0.00%
1011110015	640	TEXTBOOK REPLACEMENT	0	0.00	0.00	0.00	0.00	0.00	0.00	0.00%
1011110015	641	TEXTBOOKS - NEW	0	0.00	0.00	0.00	0.00	0.00	0.00	0.00%
<b>Total GMS SOCIAL STUDIES EDUC</b>			<b>\$0</b>	<b>\$0.00</b>	<b>\$0.00</b>	<b>\$0.00</b>	<b>\$0.00</b>	<b>\$0.00</b>	<b>\$0.00</b>	<b>0.00%</b>
<b>GMS READING EDUCATION</b>										
1011110023	446	SOFTWARE LEASE	0	0.00	0.00	0.00	0.00	0.00	0.00	0.00%
1011110023	610	SUPPLIES	20,208	0.00	(17,700.00)	2,508.05	668.57	0.00	1,839.48	73.34%
1011110023	640	TEXTBOOK REPLACEMENT	385	0.00	0.00	385.00	179.67	0.00	205.33	53.33%
1011110023	641	TEXTBOOKS - NEW	0	0.00	0.00	0.00	0.00	0.00	0.00	0.00%
1011110023	738	EQUIPMENT-REPLACEMENT	0	0.00	0.00	0.00	0.00	0.00	0.00	0.00%
<b>Total GMS READING EDUCATION</b>			<b>\$20,593</b>	<b>\$0.00</b>	<b>(\$17,700.00)</b>	<b>\$2,893.05</b>	<b>\$848.24</b>	<b>\$0.00</b>	<b>\$2,044.81</b>	<b>70.68%</b>
<b>GMS KINDERGARTEN</b>										
1011110029	272	CONF/WORKSHOP REIMBURSE	0	0.00	0.00	0.00	0.00	0.00	0.00	0.00%
1011110029	580	TRAVEL	0	0.00	0.00	0.00	0.00	0.00	0.00	0.00%
1011110029	610	SUPPLIES	8,876	0.00	(700.00)	8,175.73	1,658.77	0.00	6,516.96	79.71%
1011110029	640	TEXTBOOK REPLACEMENT	288	0.00	0.00	288.42	0.00	0.00	288.42	100.00%
1011110029	641	TEXTBOOKS - NEW	0	0.00	0.00	0.00	0.00	0.00	0.00	0.00%
1011110029	649	TAPES/CD/DVD/AUDIO VISUAL	0	0.00	0.00	0.00	0.00	0.00	0.00	0.00%
1011110029	733	FURNITURE-ADDITIONAL	0	0.00	0.00	0.00	0.00	0.00	0.00	0.00%
1011110029	734	EQUIPMENT-ADDITIONAL	0	0.00	0.00	0.00	0.00	0.00	0.00	0.00%

# Litchfield School District FY2016 Year-To-Date Budget Status Report

## Account Detail by Function

Budget Unit	Account	Account Title	Original Appropriation	Budget Amendments	Budget Transfers	Revised Budget	YTD Expended	Encumbered	Available Budget	Percent Available
1011110029	737	FURNITURE-REPLACEMENT	0	0.00	0.00	0.00	0.00	0.00	0.00	0.00%
1011110029	738	EQUIPMENT-REPLACEMENT	0	0.00	0.00	0.00	0.00	0.00	0.00	0.00%
<b>Total GMS KINDERGARTEN</b>			<b>\$9,164</b>	<b>\$0.00</b>	<b>(\$700.00)</b>	<b>\$8,464.15</b>	<b>\$1,658.77</b>	<b>\$0.00</b>	<b>\$6,805.38</b>	<b>80.40%</b>
<b>Total 11 - GRIFFIN MEMORIAL SCHOOL</b>			<b>\$109,473</b>	<b>\$0.00</b>	<b>(\$28,538.00)</b>	<b>\$80,935.41</b>	<b>\$40,067.40</b>	<b>\$10,118.56</b>	<b>\$30,749.45</b>	<b>37.99%</b>
<b>LMS REGULAR EDUCATION</b>										
1021110000	330	PROFESSIONAL SERVICES	0	0.00	0.00	0.00	0.00	0.00	0.00	0.00%
1021110000	430	REPAIRS & MAINTENANCE	510	0.00	0.00	510.00	209.65	0.00	300.35	58.89%
1021110000	440	RENTAL/LEASE INSTR EQUIP	18,440	0.00	0.00	18,440.00	5,748.50	5,996.62	6,694.88	36.31%
1021110000	610	SUPPLIES	21,688	0.00	0.00	21,688.00	13,685.27	0.00	8,002.73	36.90%
1021110000	640	TEXTBOOK REPLACEMENT	2,627	0.00	0.00	2,627.00	0.00	0.00	2,627.00	100.00%
1021110000	641	TEXTBOOKS - NEW	0	0.00	0.00	0.00	0.00	0.00	0.00	0.00%
1021110000	643	PERIODICALS - PRINT	0	0.00	0.00	0.00	0.00	0.00	0.00	0.00%
1021110000	650	SOFTWARE	0	0.00	0.00	0.00	0.00	0.00	0.00	0.00%
1021110000	733	FURNITURE-ADDITIONAL	0	0.00	0.00	0.00	0.00	0.00	0.00	0.00%
1021110000	734	EQUIPMENT-ADDITIONAL	0	0.00	0.00	0.00	0.00	0.00	0.00	0.00%
1021110000	737	FURNITURE-REPLACEMENT	2,156	0.00	0.00	2,156.00	192.95	0.00	1,963.05	91.05%
1021110000	738	EQUIPMENT-REPLACEMENT	0	0.00	0.00	0.00	0.00	0.00	0.00	0.00%
<b>Total LMS REGULAR EDUCATION</b>			<b>\$45,421</b>	<b>\$0.00</b>	<b>\$0.00</b>	<b>\$45,421.00</b>	<b>\$19,836.37</b>	<b>\$5,996.62</b>	<b>\$19,588.01</b>	<b>43.13%</b>
<b>LMS ART EDUCATION</b>										
1021110002	610	SUPPLIES	1,984	0.00	0.00	1,984.00	836.88	0.00	1,147.12	57.82%
1021110002	643	PERIODICALS - PRINT	263	0.00	0.00	263.00	236.73	0.00	26.27	9.99%
1021110002	650	SOFTWARE	0	0.00	0.00	0.00	0.00	0.00	0.00	0.00%
1021110002	734	EQUIPMENT-ADDITIONAL	0	0.00	0.00	0.00	0.00	0.00	0.00	0.00%
1021110002	737	FURNITURE-REPLACEMENT	0	0.00	0.00	0.00	0.00	0.00	0.00	0.00%
<b>Total LMS ART EDUCATION</b>			<b>\$2,247</b>	<b>\$0.00</b>	<b>\$0.00</b>	<b>\$2,247.00</b>	<b>\$1,073.61</b>	<b>\$0.00</b>	<b>\$1,173.39</b>	<b>52.22%</b>
<b>LMS ENGLISH EDUCATION</b>										
1021110005	610	SUPPLIES	0	0.00	0.00	0.00	0.00	0.00	0.00	0.00%
1021110005	640	TEXTBOOK REPLACEMENT	0	0.00	0.00	0.00	0.00	0.00	0.00	0.00%
1021110005	641	TEXTBOOKS - NEW	0	0.00	0.00	0.00	0.00	0.00	0.00	0.00%
1021110005	734	EQUIPMENT-ADDITIONAL	0	0.00	0.00	0.00	0.00	0.00	0.00	0.00%
<b>Total LMS ENGLISH EDUCATION</b>			<b>\$0</b>	<b>\$0.00</b>	<b>\$0.00</b>	<b>\$0.00</b>	<b>\$0.00</b>	<b>\$0.00</b>	<b>\$0.00</b>	<b>0.00%</b>
<b>LMS FOREIGN LANGUAGES</b>										
1021110006	610	SUPPLIES	1,753	0.00	0.00	1,753.00	1,140.32	0.00	612.68	34.95%
1021110006	640	TEXTBOOK REPLACEMENT	0	0.00	0.00	0.00	0.00	0.00	0.00	0.00%
1021110006	641	TEXTBOOKS - NEW	0	0.00	0.00	0.00	0.00	0.00	0.00	0.00%
<b>Total LMS FOREIGN LANGUAGES</b>			<b>\$1,753</b>	<b>\$0.00</b>	<b>\$0.00</b>	<b>\$1,753.00</b>	<b>\$1,140.32</b>	<b>\$0.00</b>	<b>\$612.68</b>	<b>34.95%</b>
<b>LMS PHYSICAL EDUCATION</b>										
1021110008	610	SUPPLIES	1,436	0.00	0.00	1,436.00	633.17	440.89	361.94	25.20%
1021110008	641	TEXTBOOKS - NEW	0	0.00	0.00	0.00	0.00	0.00	0.00	0.00%
1021110008	734	EQUIPMENT-ADDITIONAL	0	0.00	0.00	0.00	0.00	0.00	0.00	0.00%
<b>Total LMS PHYSICAL EDUCATION</b>			<b>\$1,436</b>	<b>\$0.00</b>	<b>\$0.00</b>	<b>\$1,436.00</b>	<b>\$633.17</b>	<b>\$440.89</b>	<b>\$361.94</b>	<b>25.20%</b>

# Litchfield School District FY2016 Year-To-Date Budget Status Report

## Account Detail by Function

Budget Unit	Account	Account Title	Original Appropriation	Budget Amendments	Budget Transfers	Revised Budget	YTD Expended	Encumbered	Available Budget	Percent Available
<b>LMS FAMILY &amp; CONS SCIENCE</b>										
1021110009	610	SUPPLIES	2,133	0.00	0.00	2,133.00	900.79	0.00	1,232.21	57.77%
1021110009	640	TEXTBOOK REPLACEMENT	0	0.00	0.00	0.00	0.00	0.00	0.00	0.00%
1021110009	643	PERIODICALS - PRINT	633	0.00	0.00	633.00	399.00	0.00	234.00	36.97%
1021110009	738	EQUIPMENT-REPLACEMENT	600	0.00	0.00	600.00	470.00	0.00	130.00	21.67%
<b>Total LMS FAMILY &amp; CONS SCIENCE</b>			<b>\$3,366</b>	<b>\$0.00</b>	<b>\$0.00</b>	<b>\$3,366.00</b>	<b>\$1,769.79</b>	<b>\$0.00</b>	<b>\$1,596.21</b>	<b>47.42%</b>
<b>LMS TECHNICAL EDUCATION</b>										
1021110010	610	SUPPLIES	2,094	0.00	0.00	2,094.00	442.23	0.00	1,651.77	78.88%
1021110010	738	EQUIPMENT-REPLACEMENT	484	0.00	0.00	484.00	0.00	0.00	484.00	100.00%
<b>Total LMS TECHNICAL EDUCATION</b>			<b>\$2,578</b>	<b>\$0.00</b>	<b>\$0.00</b>	<b>\$2,578.00</b>	<b>\$442.23</b>	<b>\$0.00</b>	<b>\$2,135.77</b>	<b>82.85%</b>
<b>LMS MATH EDUCATION</b>										
1021110011	610	SUPPLIES	1,500	0.00	0.00	1,500.00	1,210.41	0.00	289.59	19.31%
1021110011	640	TEXTBOOK REPLACEMENT	1	0.00	0.00	1.00	0.00	0.00	1.00	100.00%
1021110011	641	TEXTBOOKS - NEW	0	0.00	0.00	0.00	0.00	0.00	0.00	0.00%
1021110011	643	PERIODICALS - PRINT	0	0.00	0.00	0.00	0.00	0.00	0.00	0.00%
1021110011	650	SOFTWARE	2,360	0.00	0.00	2,360.00	0.00	0.00	2,360.00	100.00%
1021110011	734	EQUIPMENT-ADDITIONAL	0	0.00	0.00	0.00	0.00	0.00	0.00	0.00%
1021110011	738	EQUIPMENT-REPLACEMENT	0	0.00	0.00	0.00	0.00	0.00	0.00	0.00%
<b>Total LMS MATH EDUCATION</b>			<b>\$3,861</b>	<b>\$0.00</b>	<b>\$0.00</b>	<b>\$3,861.00</b>	<b>\$1,210.41</b>	<b>\$0.00</b>	<b>\$2,650.59</b>	<b>68.65%</b>
<b>LMS MUSIC EDUCATION</b>										
1021110012	320	IN-DIST PROF DEVELOPMENT	0	0.00	0.00	0.00	0.00	0.00	0.00	0.00%
1021110012	430	REPAIRS & MAINTENANCE	900	0.00	0.00	900.00	255.37	0.00	644.63	71.63%
1021110012	440	RENTAL/LEASE INSTR EQUIP	1	0.00	0.00	1.00	0.00	0.00	1.00	100.00%
1021110012	610	SUPPLIES	2,284	0.00	0.00	2,284.00	745.99	0.00	1,538.01	67.34%
1021110012	641	TEXTBOOKS - NEW	0	0.00	0.00	0.00	0.00	0.00	0.00	0.00%
1021110012	649	TAPES/CD/DVD/AUDIO VISUAL	255	0.00	0.00	255.00	0.00	0.00	255.00	100.00%
1021110012	650	SOFTWARE	200	0.00	0.00	200.00	0.00	0.00	200.00	100.00%
1021110012	733	FURNITURE-ADDITIONAL	0	0.00	0.00	0.00	0.00	0.00	0.00	0.00%
1021110012	734	EQUIPMENT-ADDITIONAL	10,938	0.00	0.00	10,938.00	0.00	10,935.64	2.36	0.02%
1021110012	737	FURNITURE-REPLACEMENT	0	0.00	0.00	0.00	0.00	0.00	0.00	0.00%
1021110012	810	DUES AND FEES	380	0.00	0.00	380.00	0.00	0.00	380.00	100.00%
<b>Total LMS MUSIC EDUCATION</b>			<b>\$14,958</b>	<b>\$0.00</b>	<b>\$0.00</b>	<b>\$14,958.00</b>	<b>\$1,001.36</b>	<b>\$10,935.64</b>	<b>\$3,021.00</b>	<b>20.20%</b>
<b>LMS SCIENCE EDUCATION</b>										
1021110013	610	SUPPLIES	3,750	0.00	0.00	3,750.00	1,999.26	0.00	1,750.74	46.69%
1021110013	640	TEXTBOOK REPLACEMENT	0	0.00	0.00	0.00	0.00	0.00	0.00	0.00%
1021110013	641	TEXTBOOKS - NEW	0	0.00	0.00	0.00	0.00	0.00	0.00	0.00%
1021110013	643	PERIODICALS - PRINT	185	0.00	46.00	231.00	230.67	0.00	0.33	0.14%
1021110013	733	FURNITURE-ADDITIONAL	0	0.00	0.00	0.00	0.00	0.00	0.00	0.00%
1021110013	734	EQUIPMENT-ADDITIONAL	0	0.00	0.00	0.00	0.00	0.00	0.00	0.00%
1021110013	737	FURNITURE-REPLACEMENT	0	0.00	0.00	0.00	0.00	0.00	0.00	0.00%
<b>Total LMS SCIENCE EDUCATION</b>			<b>\$3,935</b>	<b>\$0.00</b>	<b>\$46.00</b>	<b>\$3,981.00</b>	<b>\$2,229.93</b>	<b>\$0.00</b>	<b>\$1,751.07</b>	<b>43.99%</b>
<b>LMS SOCIAL STUDIES EDUC</b>										
1021110015	610	SUPPLIES	0	0.00	0.00	0.00	0.00	0.00	0.00	0.00%
1021110015	640	TEXTBOOK REPLACEMENT	0	0.00	0.00	0.00	0.00	0.00	0.00	0.00%

# Litchfield School District FY2016 Year-To-Date Budget Status Report

## Account Detail by Function

Budget Unit	Account	Account Title	Original Appropriation	Budget Amendments	Budget Transfers	Revised Budget	YTD Expended	Encumbered	Available Budget	Percent Available
1021110015	641	TEXTBOOKS - NEW	0	0.00	0.00	0.00	0.00	0.00	0.00	0.00%
1021110015	643	PERIODICALS - PRINT	1,113	0.00	0.00	1,113.00	512.90	0.00	600.10	53.92%
1021110015	650	SOFTWARE	0	0.00	0.00	0.00	0.00	0.00	0.00	0.00%
<b>Total LMS SOCIAL STUDIES EDUC</b>			<b>\$1,113</b>	<b>\$0.00</b>	<b>\$0.00</b>	<b>\$1,113.00</b>	<b>\$512.90</b>	<b>\$0.00</b>	<b>\$600.10</b>	<b>53.92%</b>
<b>LMS READING EDUCATION</b>										
1021110023	446	SOFTWARE LEASE	0	0.00	0.00	0.00	0.00	0.00	0.00	0.00%
1021110023	610	SUPPLIES	3,062	0.00	0.00	3,062.00	1,872.54	0.00	1,189.46	38.85%
1021110023	640	TEXTBOOK REPLACEMENT	5,567	0.00	0.00	5,567.00	0.00	0.00	5,567.00	100.00%
1021110023	641	TEXTBOOKS - NEW	0	0.00	0.00	0.00	0.00	0.00	0.00	0.00%
1021110023	643	PERIODICALS - PRINT	370	0.00	0.00	370.00	163.35	0.00	206.65	55.85%
1021110023	649	TAPES/CD/DVD/AUDIO VISUAL	0	0.00	0.00	0.00	0.00	0.00	0.00	0.00%
1021110023	650	SOFTWARE	0	0.00	0.00	0.00	0.00	0.00	0.00	0.00%
<b>Total LMS READING EDUCATION</b>			<b>\$8,999</b>	<b>\$0.00</b>	<b>\$0.00</b>	<b>\$8,999.00</b>	<b>\$2,035.89</b>	<b>\$0.00</b>	<b>\$6,963.11</b>	<b>77.38%</b>
<b>LMS COMPUTER EDUCATION</b>										
1021110025	641	TEXTBOOKS - NEW	0	0.00	0.00	0.00	0.00	0.00	0.00	0.00%
1021110025	650	SOFTWARE	0	0.00	0.00	0.00	0.00	0.00	0.00	0.00%
<b>Total LMS COMPUTER EDUCATION</b>			<b>\$0</b>	<b>\$0.00</b>	<b>\$0.00</b>	<b>\$0.00</b>	<b>\$0.00</b>	<b>\$0.00</b>	<b>\$0.00</b>	<b>0.00%</b>
<b>Total 21 - LITCHFIELD MIDDLE SCHOOL</b>			<b>\$89,667</b>	<b>\$0.00</b>	<b>\$46.00</b>	<b>\$89,713.00</b>	<b>\$31,885.98</b>	<b>\$17,373.15</b>	<b>\$40,453.87</b>	<b>45.09%</b>
<b>CHS REGULAR EDUCATION</b>										
1031110000	320	IN-DIST PROF DEVELOPMENT	0	0.00	0.00	0.00	0.00	0.00	0.00	0.00%
1031110000	321	CONTRACTED SERVICES	1,000	0.00	2,000.00	3,000.00	2,000.00	0.00	1,000.00	33.33%
1031110000	330	PROFESSIONAL SERVICES	0	0.00	0.00	0.00	0.00	0.00	0.00	0.00%
1031110000	430	REPAIRS & MAINTENANCE	2,280	0.00	0.00	2,280.00	2,030.47	0.00	249.53	10.94%
1031110000	440	RENTAL/LEASE INSTR EQUIP	18,166	0.00	0.00	18,166.00	6,922.55	6,575.38	4,668.07	25.70%
1031110000	561	TUITION	0	0.00	0.00	0.00	0.00	0.00	0.00	0.00%
1031110000	580	TRAVEL	1,400	0.00	0.00	1,400.00	0.00	38.80	1,361.20	97.23%
1031110000	610	SUPPLIES	19,655	0.00	(3,424.00)	16,231.00	7,829.55	1,145.96	7,255.49	44.70%
1031110000	611	SUMMER SCHOOL SUPPLIES	0	0.00	0.00	0.00	0.00	0.00	0.00	0.00%
1031110000	640	TEXTBOOK REPLACEMENT	0	0.00	0.00	0.00	0.00	0.00	0.00	0.00%
1031110000	650	SOFTWARE	0	0.00	0.00	0.00	0.00	0.00	0.00	0.00%
1031110000	733	FURNITURE-ADDITIONAL	1	0.00	0.00	1.00	0.00	0.00	1.00	100.00%
1031110000	734	EQUIPMENT-ADDITIONAL	1	0.00	0.00	1.00	0.00	0.00	1.00	100.00%
1031110000	737	FURNITURE-REPLACEMENT	1	0.00	0.00	1.00	0.00	0.00	1.00	100.00%
1031110000	738	EQUIPMENT-REPLACEMENT	1	0.00	0.00	1.00	0.00	0.00	1.00	100.00%
<b>Total CHS REGULAR EDUCATION</b>			<b>\$42,505</b>	<b>\$0.00</b>	<b>(\$1,424.00)</b>	<b>\$41,081.00</b>	<b>\$18,782.57</b>	<b>\$7,760.14</b>	<b>\$14,538.29</b>	<b>35.39%</b>
<b>CHS ART EDUCATION</b>										
1031110002	580	TRAVEL	1	0.00	0.00	1.00	0.00	0.00	1.00	100.00%
1031110002	610	SUPPLIES	6,079	0.00	0.00	6,079.00	5,483.65	0.00	595.35	9.79%
1031110002	641	TEXTBOOKS - NEW	0	0.00	0.00	0.00	0.00	0.00	0.00	0.00%
1031110002	650	SOFTWARE	0	0.00	0.00	0.00	0.00	0.00	0.00	0.00%
1031110002	733	FURNITURE-ADDITIONAL	0	0.00	0.00	0.00	0.00	0.00	0.00	0.00%
1031110002	734	EQUIPMENT-ADDITIONAL	1	0.00	0.00	1.00	0.00	0.00	1.00	100.00%
1031110002	737	FURNITURE-REPLACEMENT	0	0.00	0.00	0.00	0.00	0.00	0.00	0.00%

# Litchfield School District FY2016 Year-To-Date Budget Status Report

## Account Detail by Function

Budget Unit	Account	Account Title	Original Appropriation	Budget Amendments	Budget Transfers	Revised Budget	YTD Expended	Encumbered	Available Budget	Percent Available
1031110002	738	EQUIPMENT-REPLACEMENT	0	0.00	0.00	0.00	0.00	0.00	0.00	0.00%
1031110002	810	DUES AND FEES	375	0.00	0.00	375.00	105.00	0.00	270.00	72.00%
<b>Total CHS ART EDUCATION</b>			<b>\$6,456</b>	<b>\$0.00</b>	<b>\$0.00</b>	<b>\$6,456.00</b>	<b>\$5,588.65</b>	<b>\$0.00</b>	<b>\$867.35</b>	<b>13.43%</b>
<b>CHS BUSINESS EDUCATION</b>										
1031110003	610	SUPPLIES	2,665	0.00	(50.00)	2,615.00	332.75	0.00	2,282.25	87.28%
1031110003	640	TEXTBOOK REPLACEMENT	0	0.00	0.00	0.00	0.00	0.00	0.00	0.00%
1031110003	641	TEXTBOOKS - NEW	0	0.00	0.00	0.00	0.00	0.00	0.00	0.00%
1031110003	643	PERIODICALS - PRINT	0	0.00	0.00	0.00	0.00	0.00	0.00	0.00%
1031110003	644	INFORMATION ACCESS FEES	112	0.00	0.00	112.00	0.00	0.00	112.00	100.00%
1031110003	649	TAPES/CD/DVD/AUDIO VISUAL	0	0.00	0.00	0.00	0.00	0.00	0.00	0.00%
1031110003	650	SOFTWARE	0	0.00	0.00	0.00	0.00	0.00	0.00	0.00%
1031110003	733	FURNITURE-ADDITIONAL	1	0.00	0.00	1.00	0.00	0.00	1.00	100.00%
1031110003	734	EQUIPMENT-ADDITIONAL	1	0.00	0.00	1.00	0.00	0.00	1.00	100.00%
1031110003	737	FURNITURE-REPLACEMENT	900	0.00	50.00	950.00	949.92	0.00	0.08	0.01%
1031110003	810	DUES AND FEES	105	0.00	0.00	105.00	0.00	0.00	105.00	100.00%
<b>Total CHS BUSINESS EDUCATION</b>			<b>\$3,784</b>	<b>\$0.00</b>	<b>\$0.00</b>	<b>\$3,784.00</b>	<b>\$1,282.67</b>	<b>\$0.00</b>	<b>\$2,501.33</b>	<b>66.10%</b>
<b>CHS ENGLISH EDUCATION</b>										
1031110005	610	SUPPLIES	4,539	0.00	1,349.00	5,888.00	5,516.28	0.00	371.72	6.31%
1031110005	640	TEXTBOOK REPLACEMENT	1,342	0.00	0.00	1,342.00	1,156.27	0.00	185.73	13.84%
1031110005	641	TEXTBOOKS - NEW	1	0.00	0.00	1.00	0.00	0.00	1.00	100.00%
1031110005	643	PERIODICALS - PRINT	0	0.00	0.00	0.00	0.00	0.00	0.00	0.00%
1031110005	644	INFORMATION ACCESS FEES	0	0.00	0.00	0.00	0.00	0.00	0.00	0.00%
1031110005	649	TAPES/CD/DVD/AUDIO VISUAL	1	0.00	0.00	1.00	0.00	0.00	1.00	100.00%
1031110005	650	SOFTWARE	0	0.00	0.00	0.00	0.00	0.00	0.00	0.00%
1031110005	733	FURNITURE-ADDITIONAL	0	0.00	0.00	0.00	0.00	0.00	0.00	0.00%
1031110005	734	EQUIPMENT-ADDITIONAL	1	0.00	75.00	76.00	70.16	0.00	5.84	7.68%
1031110005	738	EQUIPMENT-REPLACEMENT	1	0.00	0.00	1.00	0.00	0.00	1.00	100.00%
1031110005	810	DUES AND FEES	0	0.00	0.00	0.00	0.00	0.00	0.00	0.00%
<b>Total CHS ENGLISH EDUCATION</b>			<b>\$5,885</b>	<b>\$0.00</b>	<b>\$1,424.00</b>	<b>\$7,309.00</b>	<b>\$6,742.71</b>	<b>\$0.00</b>	<b>\$566.29</b>	<b>7.75%</b>
<b>CHS FOREIGN LANGUAGES</b>										
1031110006	610	SUPPLIES	3,579	0.00	0.00	3,579.00	53.90	0.00	3,525.10	98.49%
1031110006	640	TEXTBOOK REPLACEMENT	3,900	0.00	0.00	3,900.00	0.00	0.00	3,900.00	100.00%
1031110006	641	TEXTBOOKS - NEW	1	0.00	0.00	1.00	0.00	0.00	1.00	100.00%
1031110006	644	INFORMATION ACCESS FEES	1	0.00	0.00	1.00	0.00	0.00	1.00	100.00%
1031110006	649	TAPES/CD/DVD/AUDIO VISUAL	0	0.00	0.00	0.00	0.00	0.00	0.00	0.00%
1031110006	650	SOFTWARE	0	0.00	0.00	0.00	0.00	0.00	0.00	0.00%
1031110006	733	FURNITURE-ADDITIONAL	0	0.00	0.00	0.00	0.00	0.00	0.00	0.00%
1031110006	734	EQUIPMENT-ADDITIONAL	0	0.00	0.00	0.00	0.00	0.00	0.00	0.00%
1031110006	738	EQUIPMENT-REPLACEMENT	0	0.00	0.00	0.00	0.00	0.00	0.00	0.00%
1031110006	810	DUES AND FEES	0	0.00	0.00	0.00	0.00	0.00	0.00	0.00%
<b>Total CHS FOREIGN LANGUAGES</b>			<b>\$7,481</b>	<b>\$0.00</b>	<b>\$0.00</b>	<b>\$7,481.00</b>	<b>\$53.90</b>	<b>\$0.00</b>	<b>\$7,427.10</b>	<b>99.28%</b>
<b>CHS PHYSICAL EDUCATION</b>										
1031110008	430	REPAIRS & MAINTENANCE	1,200	0.00	0.00	1,200.00	1,050.00	0.00	150.00	12.50%
1031110008	610	SUPPLIES	2,496	0.00	0.00	2,496.00	527.62	69.06	1,899.32	76.09%



# Litchfield School District FY2016 Year-To-Date Budget Status Report

## Account Detail by Function

Budget Unit	Account	Account Title	Original Appropriation	Budget Amendments	Budget Transfers	Revised Budget	YTD Expended	Encumbered	Available Budget	Percent Available
1031110008	641	TEXTBOOKS - NEW	1	0.00	0.00	1.00	0.00	0.00	1.00	100.00%
1031110008	649	TAPES/CD/DVD/AUDIO VISUAL	209	0.00	0.00	209.00	0.00	0.00	209.00	100.00%
1031110008	650	SOFTWARE	0	0.00	0.00	0.00	0.00	0.00	0.00	0.00%
1031110008	733	FURNITURE-ADDITIONAL	1	0.00	0.00	1.00	0.00	0.00	1.00	100.00%
1031110008	734	EQUIPMENT-ADDITIONAL	642	0.00	0.00	642.00	0.00	0.00	642.00	100.00%
1031110008	738	EQUIPMENT-REPLACEMENT	320	0.00	0.00	320.00	0.00	0.00	320.00	100.00%
1031110008	810	DUES AND FEES	0	0.00	0.00	0.00	0.00	0.00	0.00	0.00%
<b>Total CHS PHYSICAL EDUCATION</b>			<b>\$4,869</b>	<b>\$0.00</b>	<b>\$0.00</b>	<b>\$4,869.00</b>	<b>\$1,577.62</b>	<b>\$69.06</b>	<b>\$3,222.32</b>	<b>66.18%</b>
<b>CHS FAMILY &amp; CONS SCIENCE</b>										
1031110009	430	REPAIRS & MAINTENANCE	0	0.00	0.00	0.00	0.00	0.00	0.00	0.00%
1031110009	610	SUPPLIES	9,103	0.00	(15.00)	9,088.00	2,451.49	0.00	6,636.51	73.02%
1031110009	640	TEXTBOOK REPLACEMENT	528	0.00	0.00	528.00	501.48	0.00	26.52	5.02%
1031110009	641	TEXTBOOKS - NEW	0	0.00	0.00	0.00	0.00	0.00	0.00	0.00%
1031110009	643	PERIODICALS - PRINT	0	0.00	0.00	0.00	0.00	0.00	0.00	0.00%
1031110009	644	INFORMATION ACCESS FEES	0	0.00	0.00	0.00	0.00	0.00	0.00	0.00%
1031110009	649	TAPES/CD/DVD/AUDIO VISUAL	355	0.00	0.00	355.00	0.00	0.00	355.00	100.00%
1031110009	733	FURNITURE-ADDITIONAL	0	0.00	0.00	0.00	0.00	0.00	0.00	0.00%
1031110009	734	EQUIPMENT-ADDITIONAL	0	0.00	0.00	0.00	0.00	0.00	0.00	0.00%
1031110009	738	EQUIPMENT-REPLACEMENT	1,900	0.00	0.00	1,900.00	353.37	0.00	1,546.63	81.40%
1031110009	810	DUES AND FEES	135	0.00	15.00	150.00	150.00	0.00	0.00	0.00%
<b>Total CHS FAMILY &amp; CONS SCIENCE</b>			<b>\$12,021</b>	<b>\$0.00</b>	<b>\$0.00</b>	<b>\$12,021.00</b>	<b>\$3,456.34</b>	<b>\$0.00</b>	<b>\$8,564.66</b>	<b>71.25%</b>
<b>CHS TECHNICAL EDUCATION</b>										
1031110010	442	EQUIP RENTAL	200	0.00	0.00	200.00	0.00	0.00	200.00	100.00%
1031110010	610	SUPPLIES	8,003	0.00	0.00	8,003.00	3,823.56	188.40	3,991.04	49.87%
1031110010	640	TEXTBOOK REPLACEMENT	1	0.00	0.00	1.00	0.00	0.00	1.00	100.00%
1031110010	641	TEXTBOOKS - NEW	200	0.00	0.00	200.00	0.00	0.00	200.00	100.00%
1031110010	644	INFORMATION ACCESS FEES	775	0.00	0.00	775.00	0.00	0.00	775.00	100.00%
1031110010	649	TAPES/CD/DVD/AUDIO VISUAL	0	0.00	0.00	0.00	0.00	0.00	0.00	0.00%
1031110010	650	SOFTWARE	0	0.00	0.00	0.00	0.00	0.00	0.00	0.00%
1031110010	733	FURNITURE-ADDITIONAL	0	0.00	0.00	0.00	0.00	0.00	0.00	0.00%
1031110010	734	EQUIPMENT-ADDITIONAL	700	0.00	0.00	700.00	0.00	0.00	700.00	100.00%
1031110010	737	FURNITURE-REPLACEMENT	750	0.00	0.00	750.00	0.00	0.00	750.00	100.00%
1031110010	738	EQUIPMENT-REPLACEMENT	678	0.00	0.00	678.00	269.10	0.00	408.90	60.31%
1031110010	810	DUES AND FEES	360	0.00	0.00	360.00	0.00	0.00	360.00	100.00%
<b>Total CHS TECHNICAL EDUCATION</b>			<b>\$11,667</b>	<b>\$0.00</b>	<b>\$0.00</b>	<b>\$11,667.00</b>	<b>\$4,092.66</b>	<b>\$188.40</b>	<b>\$7,385.94</b>	<b>63.31%</b>
<b>CHS MATH EDUCATION</b>										
1031110011	610	SUPPLIES	1,388	0.00	0.00	1,388.00	306.91	0.00	1,081.09	77.89%
1031110011	640	TEXTBOOK REPLACEMENT	1,416	0.00	0.00	1,416.00	0.00	0.00	1,416.00	100.00%
1031110011	641	TEXTBOOKS - NEW	495	0.00	30.00	525.00	524.65	0.00	0.35	0.07%
1031110011	643	PERIODICALS - PRINT	0	0.00	0.00	0.00	0.00	0.00	0.00	0.00%
1031110011	644	INFORMATION ACCESS FEES	225	0.00	(30.00)	195.00	0.00	0.00	195.00	100.00%
1031110011	649	TAPES/CD/DVD/AUDIO VISUAL	0	0.00	0.00	0.00	0.00	0.00	0.00	0.00%
1031110011	650	SOFTWARE	750	0.00	0.00	750.00	0.00	0.00	750.00	100.00%
1031110011	733	FURNITURE-ADDITIONAL	0	0.00	0.00	0.00	0.00	0.00	0.00	0.00%

# Litchfield School District FY2016 Year-To-Date Budget Status Report

## Account Detail by Function

Budget Unit	Account	Account Title	Original Appropriation	Budget Amendments	Budget Transfers	Revised Budget	YTD Expended	Encumbered	Available Budget	Percent Available
1031110011	734	EQUIPMENT-ADDITIONAL	1	0.00	0.00	1.00	0.00	0.00	1.00	100.00%
1031110011	738	EQUIPMENT-REPLACEMENT	1	0.00	0.00	1.00	0.00	0.00	1.00	100.00%
1031110011	810	DUES AND FEES	300	0.00	0.00	300.00	0.00	0.00	300.00	100.00%
<b>Total CHS MATH EDUCATION</b>			<b>\$4,576</b>	<b>\$0.00</b>	<b>\$0.00</b>	<b>\$4,576.00</b>	<b>\$831.56</b>	<b>\$0.00</b>	<b>\$3,744.44</b>	<b>81.83%</b>
<b>CHS MUSIC EDUCATION</b>										
1031110012	320	IN-DIST PROF DEVELOPMENT	0	0.00	0.00	0.00	0.00	0.00	0.00	0.00%
1031110012	330	PROFESSIONAL SERVICES	1,040	0.00	0.00	1,040.00	150.00	0.00	890.00	85.58%
1031110012	440	RENTAL/LEASE INSTR EQUIP	3,289	0.00	0.00	3,289.00	3,288.27	0.00	0.73	0.02%
1031110012	580	TRAVEL	360	0.00	0.00	360.00	0.00	0.00	360.00	100.00%
1031110012	610	SUPPLIES	5,022	0.00	(260.00)	4,762.00	1,039.04	206.31	3,516.65	73.85%
1031110012	640	TEXTBOOK REPLACEMENT	1,000	0.00	0.00	1,000.00	0.00	0.00	1,000.00	100.00%
1031110012	641	TEXTBOOKS - NEW	0	0.00	0.00	0.00	0.00	0.00	0.00	0.00%
1031110012	643	PERIODICALS - PRINT	365	0.00	0.00	365.00	0.00	0.00	365.00	100.00%
1031110012	649	TAPES/CD/DVD/AUDIO VISUAL	140	0.00	0.00	140.00	0.00	0.00	140.00	100.00%
1031110012	650	SOFTWARE	960	0.00	0.00	960.00	360.00	0.00	600.00	62.50%
1031110012	733	FURNITURE-ADDITIONAL	1,710	0.00	0.00	1,710.00	1,710.00	0.00	0.00	0.00%
1031110012	734	EQUIPMENT-ADDITIONAL	1,020	0.00	260.00	1,280.00	1,280.00	0.00	0.00	0.00%
1031110012	737	FURNITURE-REPLACEMENT	753	0.00	0.00	753.00	753.00	0.00	0.00	0.00%
1031110012	738	EQUIPMENT-REPLACEMENT	121	0.00	0.00	121.00	118.90	0.00	2.10	1.74%
1031110012	810	DUES AND FEES	2,330	0.00	0.00	2,330.00	668.00	0.00	1,662.00	71.33%
1031110012	890	MISCELLANEOUS	640	0.00	0.00	640.00	108.50	0.00	531.50	83.05%
<b>Total CHS MUSIC EDUCATION</b>			<b>\$18,750</b>	<b>\$0.00</b>	<b>\$0.00</b>	<b>\$18,750.00</b>	<b>\$9,475.71</b>	<b>\$206.31</b>	<b>\$9,067.98</b>	<b>48.36%</b>
<b>CHS SCIENCE EDUCATION</b>										
1031110013	430	REPAIRS & MAINTENANCE	550	0.00	0.00	550.00	550.00	0.00	0.00	0.00%
1031110013	610	SUPPLIES	4,596	0.00	0.00	4,596.00	2,024.69	0.00	2,571.31	55.95%
1031110013	640	TEXTBOOK REPLACEMENT	2,844	0.00	0.00	2,844.00	0.00	0.00	2,844.00	100.00%
1031110013	641	TEXTBOOKS - NEW	669	0.00	0.00	669.00	0.00	0.00	669.00	100.00%
1031110013	643	PERIODICALS - PRINT	307	0.00	0.00	307.00	0.00	0.00	307.00	100.00%
1031110013	644	INFORMATION ACCESS FEES	98	0.00	0.00	98.00	0.00	0.00	98.00	100.00%
1031110013	649	TAPES/CD/DVD/AUDIO VISUAL	427	0.00	0.00	427.00	0.00	0.00	427.00	100.00%
1031110013	650	SOFTWARE	229	0.00	0.00	229.00	0.00	0.00	229.00	100.00%
1031110013	733	FURNITURE-ADDITIONAL	1	0.00	0.00	1.00	0.00	0.00	1.00	100.00%
1031110013	734	EQUIPMENT-ADDITIONAL	3,454	0.00	0.00	3,454.00	0.00	0.00	3,454.00	100.00%
1031110013	737	FURNITURE-REPLACEMENT	1	0.00	0.00	1.00	0.00	0.00	1.00	100.00%
1031110013	738	EQUIPMENT-REPLACEMENT	3,967	0.00	0.00	3,967.00	0.00	0.00	3,967.00	100.00%
1031110013	810	DUES AND FEES	341	0.00	0.00	341.00	0.00	0.00	341.00	100.00%
1031110013	890	MISCELLANEOUS	0	0.00	0.00	0.00	0.00	0.00	0.00	0.00%
<b>Total CHS SCIENCE EDUCATION</b>			<b>\$17,484</b>	<b>\$0.00</b>	<b>\$0.00</b>	<b>\$17,484.00</b>	<b>\$2,574.69</b>	<b>\$0.00</b>	<b>\$14,909.31</b>	<b>85.27%</b>
<b>CHS SOCIAL STUDIES EDUC</b>										
1031110015	610	SUPPLIES	70	0.00	0.00	70.00	60.00	0.00	10.00	14.29%
1031110015	640	TEXTBOOK REPLACEMENT	3,949	0.00	0.00	3,949.00	1,212.23	0.00	2,736.77	69.30%
1031110015	641	TEXTBOOKS - NEW	1	0.00	0.00	1.00	0.00	0.00	1.00	100.00%
1031110015	643	PERIODICALS - PRINT	117	0.00	0.00	117.00	78.40	0.00	38.60	32.99%
1031110015	644	INFORMATION ACCESS FEES	161	0.00	0.00	161.00	98.00	0.00	63.00	39.13%

# Litchfield School District FY2016 Year-To-Date Budget Status Report

## Account Detail by Function

Budget Unit	Account	Account Title	Original Appropriation	Budget Amendments	Budget Transfers	Revised Budget	YTD Expended	Encumbered	Available Budget	Percent Available
1031110015	649	TAPES/CD/DVD/AUDIO VISUAL	1	0.00	0.00	1.00	0.00	0.00	1.00	100.00%
1031110015	650	SOFTWARE	0	0.00	0.00	0.00	0.00	0.00	0.00	0.00%
1031110015	733	FURNITURE-ADDITIONAL	0	0.00	0.00	0.00	0.00	0.00	0.00	0.00%
1031110015	734	EQUIPMENT-ADDITIONAL	0	0.00	0.00	0.00	0.00	0.00	0.00	0.00%
1031110015	738	EQUIPMENT-REPLACEMENT	950	0.00	0.00	950.00	0.00	0.00	950.00	100.00%
<b>Total CHS SOCIAL STUDIES EDUC</b>			<b>\$5,249</b>	<b>\$0.00</b>	<b>\$0.00</b>	<b>\$5,249.00</b>	<b>\$1,448.63</b>	<b>\$0.00</b>	<b>\$3,800.37</b>	<b>72.40%</b>
<b>CHS READING EDUCATION</b>										
1031110023	610	SUPPLIES	495	0.00	0.00	495.00	0.00	0.00	495.00	100.00%
1031110023	640	TEXTBOOK REPLACEMENT	0	0.00	0.00	0.00	0.00	0.00	0.00	0.00%
1031110023	641	TEXTBOOKS - NEW	0	0.00	0.00	0.00	0.00	0.00	0.00	0.00%
1031110023	734	EQUIPMENT-ADDITIONAL	0	0.00	0.00	0.00	0.00	0.00	0.00	0.00%
1031110023	738	EQUIPMENT-REPLACEMENT	0	0.00	0.00	0.00	0.00	0.00	0.00	0.00%
<b>Total CHS READING EDUCATION</b>			<b>\$495</b>	<b>\$0.00</b>	<b>\$0.00</b>	<b>\$495.00</b>	<b>\$0.00</b>	<b>\$0.00</b>	<b>\$495.00</b>	<b>100.00%</b>
<b>CHS THEATER ARTS EDUC</b>										
1031110024	321	CONTRACTED SERVICES	900	0.00	0.00	900.00	0.00	0.00	900.00	100.00%
1031110024	330	PROFESSIONAL SERVICES	410	0.00	0.00	410.00	0.00	0.00	410.00	100.00%
1031110024	580	TRAVEL	0	0.00	0.00	0.00	0.00	0.00	0.00	0.00%
1031110024	610	SUPPLIES	4,830	0.00	0.00	4,830.00	1,759.25	0.00	3,070.75	63.58%
1031110024	641	TEXTBOOKS - NEW	0	0.00	0.00	0.00	0.00	0.00	0.00	0.00%
1031110024	734	EQUIPMENT-ADDITIONAL	0	0.00	0.00	0.00	0.00	0.00	0.00	0.00%
1031110024	810	DUES AND FEES	0	0.00	0.00	0.00	0.00	0.00	0.00	0.00%
<b>Total CHS THEATER ARTS EDUC</b>			<b>\$6,140</b>	<b>\$0.00</b>	<b>\$0.00</b>	<b>\$6,140.00</b>	<b>\$1,759.25</b>	<b>\$0.00</b>	<b>\$4,380.75</b>	<b>71.35%</b>
<b>CHS COMPUTER EDUCATION</b>										
1031110025	610	SUPPLIES	1,950	0.00	0.00	1,950.00	754.39	0.00	1,195.61	61.31%
1031110025	640	TEXTBOOK REPLACEMENT	1	0.00	0.00	1.00	0.00	0.00	1.00	100.00%
1031110025	641	TEXTBOOKS - NEW	1	0.00	0.00	1.00	0.00	0.00	1.00	100.00%
1031110025	644	INFORMATION ACCESS FEES	700	0.00	0.00	700.00	0.00	0.00	700.00	100.00%
1031110025	649	TAPES/CD/DVD/AUDIO VISUAL	0	0.00	0.00	0.00	0.00	0.00	0.00	0.00%
1031110025	650	SOFTWARE	1	0.00	0.00	1.00	0.00	0.00	1.00	100.00%
1031110025	733	FURNITURE-ADDITIONAL	0	0.00	0.00	0.00	0.00	0.00	0.00	0.00%
1031110025	734	EQUIPMENT-ADDITIONAL	0	0.00	0.00	0.00	0.00	0.00	0.00	0.00%
1031110025	737	FURNITURE-REPLACEMENT	1,200	0.00	0.00	1,200.00	0.00	0.00	1,200.00	100.00%
1031110025	738	EQUIPMENT-REPLACEMENT	0	0.00	0.00	0.00	0.00	0.00	0.00	0.00%
1031110025	810	DUES AND FEES	0	0.00	0.00	0.00	0.00	0.00	0.00	0.00%
1031110025	890	MISCELLANEOUS	30	0.00	0.00	30.00	0.00	0.00	30.00	100.00%
<b>Total CHS COMPUTER EDUCATION</b>			<b>\$3,883</b>	<b>\$0.00</b>	<b>\$0.00</b>	<b>\$3,883.00</b>	<b>\$754.39</b>	<b>\$0.00</b>	<b>\$3,128.61</b>	<b>80.57%</b>
<b>Total 31 - CAMPBELL HIGH SCHOOL</b>			<b>\$151,245</b>	<b>\$0.00</b>	<b>\$0.00</b>	<b>\$151,245.00</b>	<b>\$58,421.35</b>	<b>\$8,223.91</b>	<b>\$84,599.74</b>	<b>55.94%</b>
<b>Total 1100 - REGULAR EDUCATION PRGMS</b>			<b>\$350,385</b>	<b>\$0.00</b>	<b>(\$28,492.00)</b>	<b>\$321,893.41</b>	<b>\$130,374.73</b>	<b>\$35,715.62</b>	<b>\$155,803.06</b>	<b>48.40%</b>
<b>1201 - SPECIAL EDUCATION PRGMS</b>										
<b>DW SPECIAL EDUCATION</b>										
1000120100	272	CONF/WORKSHOP REIMBURSE	37,000	0.00	0.00	37,000.00	6,748.99	20,250.01	10,001.00	27.03%
1000120100	320	IN-DIST PROF DEVELOPMENT	0	0.00	0.00	0.00	0.00	0.00	0.00	0.00%

# Litchfield School District FY2016 Year-To-Date Budget Status Report

## Account Detail by Function

Budget Unit	Account	Account Title	Original Appropriation	Budget Amendments	Budget Transfers	Revised Budget	YTD Expended	Encumbered	Available Budget	Percent Available
1000120100	330	PROFESSIONAL SERVICES	141,720	0.00	0.00	141,720.00	26,499.89	87,755.51	27,464.60	19.38%
1000120100	331	AUDIT SERVICES	0	0.00	0.00	0.00	0.00	0.00	0.00	0.00%
1000120100	332	TUTOR SERVICES	7,500	0.00	0.00	7,500.00	4,065.00	1,455.00	1,980.00	26.40%
1000120100	335	LEGAL SERVICES	5,000	0.00	0.00	5,000.00	52.00	448.00	4,500.00	90.00%
1000120100	569	HANDICAPPED TUITION	508,300	0.00	(414,988.80)	93,311.20	125.00	0.00	93,186.20	99.87%
1000120100	580	TRAVEL	4,000	0.00	0.00	4,000.00	400.00	100.00	3,500.00	87.50%
1000120100	590	EXTENDED YEAR PROGRAM	160	0.00	0.00	160.00	100.00	0.00	60.00	37.50%
1000120100	610	SUPPLIES	591	0.00	0.00	591.00	0.00	0.00	591.00	100.00%
1000120100	734	EQUIPMENT-ADDITIONAL	1	0.00	0.00	1.00	0.00	0.00	1.00	100.00%
1000120100	810	DUES AND FEES	0	0.00	0.00	0.00	0.00	0.00	0.00	0.00%
1000120100	890	MISCELLANEOUS	17,050	0.00	0.00	17,050.00	5,019.21	11,780.79	250.00	1.47%
<b>Total DW SPECIAL EDUCATION</b>			<b>\$721,322</b>	<b>\$0.00</b>	<b>(\$414,988.80)</b>	<b>\$306,333.20</b>	<b>\$43,010.09</b>	<b>\$121,789.31</b>	<b>\$141,533.80</b>	<b>46.20%</b>
<b>Total 00 - DISTRICT-WIDE</b>			<b>\$721,322</b>	<b>\$0.00</b>	<b>(\$414,988.80)</b>	<b>\$306,333.20</b>	<b>\$43,010.09</b>	<b>\$121,789.31</b>	<b>\$141,533.80</b>	<b>46.20%</b>
<b>GMS SPECIAL EDUCATION</b>										
1011120100	325	TESTING PROTOCOLS	0	0.00	0.00	0.00	0.00	0.00	0.00	0.00%
1011120100	330	PROFESSIONAL SERVICES	0	0.00	0.00	0.00	0.00	0.00	0.00	0.00%
1011120100	430	REPAIRS & MAINTENANCE	930	0.00	0.00	930.00	135.00	25.00	770.00	82.80%
1011120100	561	TUITION	0	0.00	0.00	0.00	0.00	0.00	0.00	0.00%
1011120100	569	HANDICAPPED TUITION	1	0.00	3,000.00	3,001.00	3,000.00	0.00	1.00	0.03%
1011120100	610	SUPPLIES	5,200	0.00	0.00	5,200.00	1,389.60	0.00	3,810.40	73.28%
1011120100	630	FOOD	150	0.00	0.00	150.00	0.00	0.00	150.00	100.00%
1011120100	640	TEXTBOOK REPLACEMENT	1	0.00	0.00	1.00	0.00	0.00	1.00	100.00%
1011120100	641	TEXTBOOKS - NEW	2,523	0.00	0.00	2,523.00	254.10	0.00	2,268.90	89.93%
1011120100	649	TAPES/CD/DVD/AUDIO VISUAL	0	0.00	0.00	0.00	0.00	0.00	0.00	0.00%
1011120100	650	SOFTWARE	1,100	0.00	0.00	1,100.00	15.96	59.99	1,024.05	93.10%
1011120100	733	FURNITURE-ADDITIONAL	180	0.00	0.00	180.00	0.00	0.00	180.00	100.00%
1011120100	734	EQUIPMENT-ADDITIONAL	5,000	0.00	0.00	5,000.00	1,375.91	0.00	3,624.09	72.48%
1011120100	738	EQUIPMENT-REPLACEMENT	3,059	0.00	0.00	3,059.00	446.18	0.00	2,612.82	85.41%
1011120100	820	DUES, SUBSCRIPTIONS	813	0.00	0.00	813.00	95.00	0.00	718.00	88.31%
1011120100	890	MISCELLANEOUS	0	0.00	0.00	0.00	0.00	0.00	0.00	0.00%
<b>Total GMS SPECIAL EDUCATION</b>			<b>\$18,957</b>	<b>\$0.00</b>	<b>\$3,000.00</b>	<b>\$21,957.00</b>	<b>\$6,711.75</b>	<b>\$84.99</b>	<b>\$15,160.26</b>	<b>69.05%</b>
<b>Total 11 - GRIFFIN MEMORIAL SCHOOL</b>			<b>\$18,957</b>	<b>\$0.00</b>	<b>\$3,000.00</b>	<b>\$21,957.00</b>	<b>\$6,711.75</b>	<b>\$84.99</b>	<b>\$15,160.26</b>	<b>69.05%</b>
<b>LMS SPECIAL EDUCATION</b>										
1021120100	325	TESTING PROTOCOLS	0	0.00	0.00	0.00	0.00	0.00	0.00	0.00%
1021120100	330	PROFESSIONAL SERVICES	0	0.00	0.00	0.00	0.00	0.00	0.00	0.00%
1021120100	430	REPAIRS & MAINTENANCE	620	0.00	0.00	620.00	196.25	22.00	401.75	64.80%
1021120100	440	RENTAL/LEASE INSTR EQUIP	0	0.00	0.00	0.00	0.00	0.00	0.00	0.00%
1021120100	569	HANDICAPPED TUITION	1	0.00	93,850.00	93,851.00	63,124.15	28,592.49	2,134.36	2.27%
1021120100	610	SUPPLIES	1,570	0.00	0.00	1,570.10	475.91	0.00	1,094.19	69.69%
1021120100	630	FOOD	150	0.00	0.00	150.00	100.00	0.00	50.00	33.33%
1021120100	640	TEXTBOOK REPLACEMENT	0	0.00	0.00	0.00	0.00	0.00	0.00	0.00%
1021120100	641	TEXTBOOKS - NEW	2,404	0.00	0.00	2,404.00	395.84	0.00	2,008.16	83.53%
1021120100	649	TAPES/CD/DVD/AUDIO VISUAL	0	0.00	0.00	0.00	0.00	0.00	0.00	0.00%
1021120100	650	SOFTWARE	606	0.00	0.00	606.00	194.95	0.00	411.05	67.83%

# Litchfield School District FY2016 Year-To-Date Budget Status Report

## Account Detail by Function

Budget Unit	Account	Account Title	Original Appropriation	Budget Amendments	Budget Transfers	Revised Budget	YTD Expended	Encumbered	Available Budget	Percent Available
1021120100	733	FURNITURE-ADDITIONAL	455	0.00	0.00	455.00	0.00	0.00	455.00	100.00%
1021120100	734	EQUIPMENT-ADDITIONAL	186	0.00	0.00	186.00	0.00	0.00	186.00	100.00%
1021120100	737	FURNITURE-REPLACEMENT	0	0.00	0.00	0.00	0.00	0.00	0.00	0.00%
1021120100	738	EQUIPMENT-REPLACEMENT	4,809	0.00	0.00	4,809.00	2,114.89	0.00	2,694.11	56.02%
1021120100	890	MISCELLANEOUS	100	0.00	0.00	100.00	0.00	0.00	100.00	100.00%
<b>Total LMS SPECIAL EDUCATION</b>			<b>\$10,901</b>	<b>\$0.00</b>	<b>\$93,850.00</b>	<b>\$104,751.10</b>	<b>\$66,601.99</b>	<b>\$28,614.49</b>	<b>\$9,534.62</b>	<b>9.10%</b>
<b>Total 21 - LITCHFIELD MIDDLE SCHOOL</b>			<b>\$10,901</b>	<b>\$0.00</b>	<b>\$93,850.00</b>	<b>\$104,751.10</b>	<b>\$66,601.99</b>	<b>\$28,614.49</b>	<b>\$9,534.62</b>	<b>9.10%</b>
<b>CHS SPECIAL EDUCATION</b>										
1031120100	321	CONTRACTED SERVICES	0	0.00	0.00	0.00	0.00	0.00	0.00	0.00%
1031120100	325	TESTING PROTOCOLS	0	0.00	0.00	0.00	0.00	0.00	0.00	0.00%
1031120100	330	PROFESSIONAL SERVICES	0	0.00	0.00	0.00	0.00	0.00	0.00	0.00%
1031120100	421	UTILITIES-DISPOSAL	200	0.00	0.00	200.00	0.00	0.00	200.00	100.00%
1031120100	430	REPAIRS & MAINTENANCE	510	0.00	0.00	510.00	0.00	157.39	352.61	69.14%
1031120100	440	RENTAL/LEASE INSTR EQUIP	0	0.00	0.00	0.00	0.00	0.00	0.00	0.00%
1031120100	569	HANDICAPPED TUITION	1	0.00	318,138.80	318,139.80	122,228.34	195,911.00	0.46	0.00%
1031120100	610	SUPPLIES	2,488	0.00	(325.00)	2,163.00	369.36	0.00	1,793.64	82.92%
1031120100	630	FOOD	720	0.00	0.00	720.00	0.00	0.00	720.00	100.00%
1031120100	640	TEXTBOOK REPLACEMENT	0	0.00	0.00	0.00	0.00	0.00	0.00	0.00%
1031120100	641	TEXTBOOKS - NEW	0	0.00	0.00	0.00	0.00	0.00	0.00	0.00%
1031120100	649	TAPES/CD/DVD/AUDIO VISUAL	1	0.00	0.00	1.00	0.00	0.00	1.00	100.00%
1031120100	650	SOFTWARE	7,219	0.00	0.00	7,219.00	24.99	0.00	7,194.01	99.65%
1031120100	733	FURNITURE-ADDITIONAL	3,945	0.00	0.00	3,945.00	0.00	0.00	3,945.00	100.00%
1031120100	734	EQUIPMENT-ADDITIONAL	4,000	0.00	0.00	4,000.00	0.00	0.00	4,000.00	100.00%
1031120100	737	FURNITURE-REPLACEMENT	0	0.00	0.00	0.00	0.00	0.00	0.00	0.00%
1031120100	738	EQUIPMENT-REPLACEMENT	3,640	0.00	0.00	3,640.00	0.00	0.00	3,640.00	100.00%
1031120100	890	MISCELLANEOUS	0	0.00	0.00	0.00	0.00	0.00	0.00	0.00%
<b>Total CHS SPECIAL EDUCATION</b>			<b>\$22,724</b>	<b>\$0.00</b>	<b>\$317,813.80</b>	<b>\$340,537.80</b>	<b>\$122,622.69</b>	<b>\$196,068.39</b>	<b>\$21,846.72</b>	<b>6.42%</b>
<b>Total 31 - CAMPBELL HIGH SCHOOL</b>			<b>\$22,724</b>	<b>\$0.00</b>	<b>\$317,813.80</b>	<b>\$340,537.80</b>	<b>\$122,622.69</b>	<b>\$196,068.39</b>	<b>\$21,846.72</b>	<b>6.42%</b>
<b>Total 1201 - SPECIAL EDUCATION PRGMS</b>			<b>\$773,904</b>	<b>\$0.00</b>	<b>(\$325.00)</b>	<b>\$773,579.10</b>	<b>\$238,946.52</b>	<b>\$346,557.18</b>	<b>\$188,075.40</b>	<b>24.31%</b>
<b>1260 - BILINGUAL PROGRAMS</b>										
<b>DIST-WIDE BILINGUAL PRGMS</b>										
1000126000	330	PROFESSIONAL SERVICES	500	0.00	0.00	500.00	150.00	0.00	350.00	70.00%
1000126000	610	SUPPLIES	106	0.00	0.00	106.00	26.63	0.00	79.37	74.88%
1000126000	641	TEXTBOOKS - NEW	224	0.00	0.00	224.00	0.00	0.00	224.00	100.00%
1000126000	650	SOFTWARE	105	0.00	0.00	105.00	99.95	0.00	5.05	4.81%
1000126000	734	EQUIPMENT-ADDITIONAL	1,000	0.00	0.00	1,000.00	479.00	0.00	521.00	52.10%
<b>Total DIST-WIDE BILINGUAL PRGMS</b>			<b>\$1,935</b>	<b>\$0.00</b>	<b>\$0.00</b>	<b>\$1,935.00</b>	<b>\$755.58</b>	<b>\$0.00</b>	<b>\$1,179.42</b>	<b>60.95%</b>
<b>Total 00 - DISTRICT-WIDE</b>			<b>\$1,935</b>	<b>\$0.00</b>	<b>\$0.00</b>	<b>\$1,935.00</b>	<b>\$755.58</b>	<b>\$0.00</b>	<b>\$1,179.42</b>	<b>60.95%</b>
<b>Total 1260 - BILINGUAL PROGRAMS</b>			<b>\$1,935</b>	<b>\$0.00</b>	<b>\$0.00</b>	<b>\$1,935.00</b>	<b>\$755.58</b>	<b>\$0.00</b>	<b>\$1,179.42</b>	<b>60.95%</b>

# Litchfield School District FY2016 Year-To-Date Budget Status Report

## Account Detail by Function

Budget Unit	Account	Account Title	Original Appropriation	Budget Amendments	Budget Transfers	Revised Budget	YTD Expended	Encumbered	Available Budget	Percent Available
<b>1301 - VOCATIONAL EDUCATION PRGM</b>										
<b>CHS VOCATIONAL EDUCATION</b>										
1031130100	561	TUITION	25,385	0.00	0.00	25,385.00	0.00	23,008.88	2,376.12	9.36%
<b>Total CHS VOCATIONAL EDUCATION</b>			<b>\$25,385</b>	<b>\$0.00</b>	<b>\$0.00</b>	<b>\$25,385.00</b>	<b>\$0.00</b>	<b>\$23,008.88</b>	<b>\$2,376.12</b>	<b>9.36%</b>
<b>Total 31 - CAMPBELL HIGH SCHOOL</b>			<b>\$25,385</b>	<b>\$0.00</b>	<b>\$0.00</b>	<b>\$25,385.00</b>	<b>\$0.00</b>	<b>\$23,008.88</b>	<b>\$2,376.12</b>	<b>9.36%</b>
<b>Total 1301 - VOCATIONAL EDUCATION PRGM</b>			<b>\$25,385</b>	<b>\$0.00</b>	<b>\$0.00</b>	<b>\$25,385.00</b>	<b>\$0.00</b>	<b>\$23,008.88</b>	<b>\$2,376.12</b>	<b>9.36%</b>
<b>1410 - CO-CURRICULAR ACTIVITIES</b>										
<b>GMS CO-CURRICULAR</b>										
1011141000	610	SUPPLIES	400	0.00	0.00	400.00	0.00	0.00	400.00	100.00%
1011141000	810	DUES AND FEES	200	0.00	0.00	200.00	0.00	50.00	150.00	75.00%
<b>Total GMS CO-CURRICULAR</b>			<b>\$600</b>	<b>\$0.00</b>	<b>\$0.00</b>	<b>\$600.00</b>	<b>\$0.00</b>	<b>\$50.00</b>	<b>\$550.00</b>	<b>91.67%</b>
<b>Total 11 - GRIFFIN MEMORIAL SCHOOL</b>			<b>\$600</b>	<b>\$0.00</b>	<b>\$0.00</b>	<b>\$600.00</b>	<b>\$0.00</b>	<b>\$50.00</b>	<b>\$550.00</b>	<b>91.67%</b>
<b>LMS CO-CURRICULAR</b>										
1021141000	391	GAME OFFICIALS	0	0.00	0.00	0.00	0.00	0.00	0.00	0.00%
1021141000	610	SUPPLIES	500	0.00	0.00	500.00	146.35	0.00	353.65	70.73%
1021141000	738	EQUIPMENT-REPLACEMENT	0	0.00	0.00	0.00	0.00	0.00	0.00	0.00%
1021141000	810	DUES AND FEES	0	0.00	0.00	0.00	0.00	0.00	0.00	0.00%
<b>Total LMS CO-CURRICULAR</b>			<b>\$500</b>	<b>\$0.00</b>	<b>\$0.00</b>	<b>\$500.00</b>	<b>\$146.35</b>	<b>\$0.00</b>	<b>\$353.65</b>	<b>70.73%</b>
<b>Total 21 - LITCHFIELD MIDDLE SCHOOL</b>			<b>\$500</b>	<b>\$0.00</b>	<b>\$0.00</b>	<b>\$500.00</b>	<b>\$146.35</b>	<b>\$0.00</b>	<b>\$353.65</b>	<b>70.73%</b>
<b>CHS CO-CURRICULAR</b>										
1031141000	332	TUTOR SERVICES	0	0.00	0.00	0.00	0.00	0.00	0.00	0.00%
1031141000	391	GAME OFFICIALS	0	0.00	0.00	0.00	0.00	0.00	0.00	0.00%
1031141000	430	REPAIRS & MAINTENANCE	0	0.00	0.00	0.00	0.00	0.00	0.00	0.00%
1031141000	580	TRAVEL	300	0.00	0.00	300.00	0.00	0.00	300.00	100.00%
1031141000	610	SUPPLIES	1,085	0.00	0.00	1,085.00	0.00	0.00	1,085.00	100.00%
1031141000	641	TEXTBOOKS - NEW	0	0.00	0.00	0.00	0.00	0.00	0.00	0.00%
1031141000	650	SOFTWARE	0	0.00	0.00	0.00	0.00	0.00	0.00	0.00%
1031141000	733	FURNITURE-ADDITIONAL	0	0.00	0.00	0.00	0.00	0.00	0.00	0.00%
1031141000	734	EQUIPMENT-ADDITIONAL	0	0.00	0.00	0.00	0.00	0.00	0.00	0.00%
1031141000	737	FURNITURE-REPLACEMENT	0	0.00	0.00	0.00	0.00	0.00	0.00	0.00%
1031141000	738	EQUIPMENT-REPLACEMENT	0	0.00	0.00	0.00	0.00	0.00	0.00	0.00%
1031141000	810	DUES AND FEES	7,143	0.00	0.00	7,143.00	1,117.00	0.00	6,026.00	84.36%
1031141000	890	MISCELLANEOUS	850	0.00	0.00	850.00	669.38	0.00	180.62	21.25%
<b>Total CHS CO-CURRICULAR</b>			<b>\$9,378</b>	<b>\$0.00</b>	<b>\$0.00</b>	<b>\$9,378.00</b>	<b>\$1,786.38</b>	<b>\$0.00</b>	<b>\$7,591.62</b>	<b>80.95%</b>
<b>Total 31 - CAMPBELL HIGH SCHOOL</b>			<b>\$9,378</b>	<b>\$0.00</b>	<b>\$0.00</b>	<b>\$9,378.00</b>	<b>\$1,786.38</b>	<b>\$0.00</b>	<b>\$7,591.62</b>	<b>80.95%</b>
<b>Total 1410 - CO-CURRICULAR ACTIVITIES</b>			<b>\$10,478</b>	<b>\$0.00</b>	<b>\$0.00</b>	<b>\$10,478.00</b>	<b>\$1,932.73</b>	<b>\$50.00</b>	<b>\$8,495.27</b>	<b>81.08%</b>
<b>1420 - ATHLETIC ACTIVITIES</b>										
<b>LMS ATHLETICS</b>										
1021142000	339	ATHLETIC TRAINER SERVICES	0	0.00	0.00	0.00	0.00	0.00	0.00	0.00%
1021142000	391	GAME OFFICIALS	5,780	0.00	0.00	5,780.00	5,780.00	0.00	0.00	0.00%
1021142000	610	SUPPLIES	3,377	0.00	0.00	3,377.00	1,538.02	0.00	1,838.98	54.46%

# Litchfield School District FY2016 Year-To-Date Budget Status Report

## Account Detail by Function

Budget Unit	Account	Account Title	Original Appropriation	Budget Amendments	Budget Transfers	Revised Budget	YTD Expended	Encumbered	Available Budget	Percent Available
1021142000	734	EQUIPMENT-ADDITIONAL	0	0.00	0.00	0.00	0.00	0.00	0.00	0.00%
1021142000	738	EQUIPMENT-REPLACEMENT	0	0.00	0.00	0.00	0.00	0.00	0.00	0.00%
1021142000	810	DUES AND FEES	1,085	0.00	0.00	1,085.00	1,085.00	0.00	0.00	0.00%
<b>Total LMS ATHLETICS</b>			<b>\$10,242</b>	<b>\$0.00</b>	<b>\$0.00</b>	<b>\$10,242.00</b>	<b>\$8,403.02</b>	<b>\$0.00</b>	<b>\$1,838.98</b>	<b>17.96%</b>
<b>Total 21 - LITCHFIELD MIDDLE SCHOOL</b>			<b>\$10,242</b>	<b>\$0.00</b>	<b>\$0.00</b>	<b>\$10,242.00</b>	<b>\$8,403.02</b>	<b>\$0.00</b>	<b>\$1,838.98</b>	<b>17.96%</b>
<b>CHS ATHLETICS</b>										
1031142000	272	CONF/WORKSHOP REIMBURSE	1,200	0.00	0.00	1,200.00	556.50	25.00	618.50	51.54%
1031142000	339	ATHLETIC TRAINER SERVICES	25,500	0.00	0.00	25,500.00	13,000.00	0.00	12,500.00	49.02%
1031142000	391	GAME OFFICIALS	31,153	0.00	0.00	31,153.00	19,000.00	0.00	12,153.00	39.01%
1031142000	430	REPAIRS & MAINTENANCE	4,400	0.00	0.00	4,400.00	0.00	0.00	4,400.00	100.00%
1031142000	442	EQUIP RENTAL	500	0.00	1,000.00	1,500.00	1,022.37	0.00	477.63	31.84%
1031142000	446	SOFTWARE LEASE	1	0.00	0.00	1.00	0.00	0.00	1.00	100.00%
1031142000	534	POSTAGE/GENERAL EXPENSES	200	0.00	0.00	200.00	0.00	0.00	200.00	100.00%
1031142000	580	TRAVEL	1,800	0.00	0.00	1,800.00	338.69	0.00	1,461.31	81.18%
1031142000	610	SUPPLIES	35,000	0.00	0.00	35,000.00	21,118.31	10.95	13,870.74	39.63%
1031142000	641	TEXTBOOKS - NEW	1	0.00	0.00	1.00	0.00	0.00	1.00	100.00%
1031142000	650	SOFTWARE	5,700	0.00	0.00	5,700.00	1,179.83	0.00	4,520.17	79.30%
1031142000	733	FURNITURE-ADDITIONAL	1	0.00	0.00	1.00	0.00	0.00	1.00	100.00%
1031142000	734	EQUIPMENT-ADDITIONAL	2,000	0.00	(1,000.00)	1,000.00	359.15	0.00	640.85	64.08%
1031142000	738	EQUIPMENT-REPLACEMENT	2,000	0.00	(200.00)	1,800.00	0.00	0.00	1,800.00	100.00%
1031142000	810	DUES AND FEES	10,575	0.00	0.00	10,575.00	7,065.00	180.00	3,330.00	31.49%
1031142000	890	MISCELLANEOUS	(14,829)	0.00	200.00	(14,629.00)	107.00	0.00	(14,736.00)	100.73%
<b>Total CHS ATHLETICS</b>			<b>\$105,202</b>	<b>\$0.00</b>	<b>\$0.00</b>	<b>\$105,202.00</b>	<b>\$63,746.85</b>	<b>\$215.95</b>	<b>\$41,239.20</b>	<b>39.20%</b>
<b>Total 31 - CAMPBELL HIGH SCHOOL</b>			<b>\$105,202</b>	<b>\$0.00</b>	<b>\$0.00</b>	<b>\$105,202.00</b>	<b>\$63,746.85</b>	<b>\$215.95</b>	<b>\$41,239.20</b>	<b>39.20%</b>
<b>Total 1420 - ATHLETIC ACTIVITIES</b>			<b>\$115,444</b>	<b>\$0.00</b>	<b>\$0.00</b>	<b>\$115,444.00</b>	<b>\$72,149.87</b>	<b>\$215.95</b>	<b>\$43,078.18</b>	<b>37.32%</b>
<b>1490 - STUDENT ACTIVITIES</b>										
<b>GMS STUDENT ACTIVITIES</b>										
1011149000	610	SUPPLIES	1,100	0.00	0.00	1,100.00	500.56	474.88	124.56	11.32%
1011149000	635	PUBLICATIONS	0	0.00	0.00	0.00	0.00	0.00	0.00	0.00%
1011149000	734	EQUIPMENT-ADDITIONAL	0	0.00	0.00	0.00	0.00	0.00	0.00	0.00%
1011149000	810	DUES AND FEES	0	0.00	0.00	0.00	0.00	0.00	0.00	0.00%
1011149000	890	MISCELLANEOUS	0	0.00	0.00	0.00	0.00	0.00	0.00	0.00%
<b>Total GMS STUDENT ACTIVITIES</b>			<b>\$1,100</b>	<b>\$0.00</b>	<b>\$0.00</b>	<b>\$1,100.00</b>	<b>\$500.56</b>	<b>\$474.88</b>	<b>\$124.56</b>	<b>11.32%</b>
<b>Total 11 - GRIFFIN MEMORIAL SCHOOL</b>			<b>\$1,100</b>	<b>\$0.00</b>	<b>\$0.00</b>	<b>\$1,100.00</b>	<b>\$500.56</b>	<b>\$474.88</b>	<b>\$124.56</b>	<b>11.32%</b>
<b>LMS STUDENT ACTIVITIES</b>										
1021149000	890	MISCELLANEOUS	0	0.00	0.00	0.00	0.00	0.00	0.00	0.00%
<b>Total LMS STUDENT ACTIVITIES</b>			<b>\$0</b>	<b>\$0.00</b>	<b>\$0.00</b>	<b>\$0.00</b>	<b>\$0.00</b>	<b>\$0.00</b>	<b>\$0.00</b>	<b>0.00%</b>
<b>Total 21 - LITCHFIELD MIDDLE SCHOOL</b>			<b>\$0</b>	<b>\$0.00</b>	<b>\$0.00</b>	<b>\$0.00</b>	<b>\$0.00</b>	<b>\$0.00</b>	<b>\$0.00</b>	<b>0.00%</b>
<b>Total 1490 - STUDENT ACTIVITIES</b>			<b>\$1,100</b>	<b>\$0.00</b>	<b>\$0.00</b>	<b>\$1,100.00</b>	<b>\$500.56</b>	<b>\$474.88</b>	<b>\$124.56</b>	<b>11.32%</b>

# Litchfield School District FY2016 Year-To-Date Budget Status Report

## Account Detail by Function

Budget Unit	Account	Account Title	Original Appropriation	Budget Amendments	Budget Transfers	Revised Budget	YTD Expended	Encumbered	Available Budget	Percent Available
<b>1501 - SELF-FUNDED PROGRAMS</b>										
<b>GMS SELF-FUNDED PROGRAMS</b>										
1011150100	519	TRANSPORTATION	0	0.00	0.00	0.00	0.00	0.00	0.00	0.00%
1011150100	610	SUPPLIES	0	0.00	0.00	0.00	0.00	0.00	0.00	0.00%
1011150100	734	EQUIPMENT-ADDITIONAL	0	0.00	0.00	0.00	0.00	0.00	0.00	0.00%
<b>Total GMS SELF-FUNDED PROGRAMS</b>			<b>\$0</b>	<b>\$0.00</b>	<b>\$0.00</b>	<b>\$0.00</b>	<b>\$0.00</b>	<b>\$0.00</b>	<b>\$0.00</b>	<b>0.00%</b>
<b>Total 11 - GRIFFIN MEMORIAL SCHOOL</b>			<b>\$0</b>	<b>\$0.00</b>	<b>\$0.00</b>	<b>\$0.00</b>	<b>\$0.00</b>	<b>\$0.00</b>	<b>\$0.00</b>	<b>0.00%</b>
<b>LMS SELF-FUNDED PROGRAMS</b>										
1021150100	519	TRANSPORTATION	0	0.00	0.00	0.00	0.00	0.00	0.00	0.00%
1021150100	610	SUPPLIES	0	0.00	0.00	0.00	0.00	0.00	0.00	0.00%
1021150100	734	EQUIPMENT-ADDITIONAL	0	0.00	0.00	0.00	0.00	0.00	0.00	0.00%
<b>Total LMS SELF-FUNDED PROGRAMS</b>			<b>\$0</b>	<b>\$0.00</b>	<b>\$0.00</b>	<b>\$0.00</b>	<b>\$0.00</b>	<b>\$0.00</b>	<b>\$0.00</b>	<b>0.00%</b>
<b>Total 21 - LITCHFIELD MIDDLE SCHOOL</b>			<b>\$0</b>	<b>\$0.00</b>	<b>\$0.00</b>	<b>\$0.00</b>	<b>\$0.00</b>	<b>\$0.00</b>	<b>\$0.00</b>	<b>0.00%</b>
<b>CHS SELF-FUNDED PROGRAMS</b>										
1031150100	391	GAME OFFICIALS	3,058	0.00	0.00	3,058.00	0.00	0.00	3,058.00	100.00%
1031150100	519	TRANSPORTATION	16,847	0.00	0.00	16,847.00	0.00	0.00	16,847.00	100.00%
1031150100	610	SUPPLIES	10,700	0.00	0.00	10,700.00	0.00	0.00	10,700.00	100.00%
1031150100	734	EQUIPMENT-ADDITIONAL	0	0.00	0.00	0.00	0.00	0.00	0.00	0.00%
1031150100	810	DUES AND FEES	260	0.00	0.00	260.00	0.00	0.00	260.00	100.00%
<b>Total CHS SELF-FUNDED PROGRAMS</b>			<b>\$30,865</b>	<b>\$0.00</b>	<b>\$0.00</b>	<b>\$30,865.00</b>	<b>\$0.00</b>	<b>\$0.00</b>	<b>\$30,865.00</b>	<b>100.00%</b>
<b>DRIVERS EDUCATION</b>										
1031150121	330	PROFESSIONAL SERVICES	0	0.00	0.00	0.00	0.00	0.00	0.00	0.00%
<b>Total DRIVERS EDUCATION</b>			<b>\$0</b>	<b>\$0.00</b>	<b>\$0.00</b>	<b>\$0.00</b>	<b>\$0.00</b>	<b>\$0.00</b>	<b>\$0.00</b>	<b>0.00%</b>
<b>Total 31 - CAMPBELL HIGH SCHOOL</b>			<b>\$30,865</b>	<b>\$0.00</b>	<b>\$0.00</b>	<b>\$30,865.00</b>	<b>\$0.00</b>	<b>\$0.00</b>	<b>\$30,865.00</b>	<b>100.00%</b>
<b>Total 1501 - SELF-FUNDED PROGRAMS</b>			<b>\$30,865</b>	<b>\$0.00</b>	<b>\$0.00</b>	<b>\$30,865.00</b>	<b>\$0.00</b>	<b>\$0.00</b>	<b>\$30,865.00</b>	<b>100.00%</b>
<b>1601 - ADULT EDUCATION</b>										
<b>DIST-WIDE ADULT EDUCATION</b>										
1000160100	330	PROFESSIONAL SERVICES	0	0.00	0.00	0.00	0.00	0.00	0.00	0.00%
1000160100	534	POSTAGE/GENERAL EXPENSES	0	0.00	0.00	0.00	0.00	0.00	0.00	0.00%
1000160100	540	ADVERTISING	0	0.00	0.00	0.00	0.00	0.00	0.00	0.00%
1000160100	550	PRINTING & BINDING	0	0.00	0.00	0.00	0.00	0.00	0.00	0.00%
1000160100	580	TRAVEL	0	0.00	0.00	0.00	0.00	0.00	0.00	0.00%
1000160100	610	SUPPLIES	0	0.00	0.00	0.00	0.00	0.00	0.00	0.00%
1000160100	641	TEXTBOOKS - NEW	0	0.00	0.00	0.00	0.00	0.00	0.00	0.00%
1000160100	734	EQUIPMENT-ADDITIONAL	0	0.00	0.00	0.00	0.00	0.00	0.00	0.00%
1000160100	810	DUES AND FEES	0	0.00	0.00	0.00	0.00	0.00	0.00	0.00%
1000160100	890	MISCELLANEOUS	0	0.00	0.00	0.00	0.00	0.00	0.00	0.00%
<b>Total DIST-WIDE ADULT EDUCATION</b>			<b>\$0</b>	<b>\$0.00</b>	<b>\$0.00</b>	<b>\$0.00</b>	<b>\$0.00</b>	<b>\$0.00</b>	<b>\$0.00</b>	<b>0.00%</b>
<b>Total 00 - DISTRICT-WIDE</b>			<b>\$0</b>	<b>\$0.00</b>	<b>\$0.00</b>	<b>\$0.00</b>	<b>\$0.00</b>	<b>\$0.00</b>	<b>\$0.00</b>	<b>0.00%</b>
<b>Total 1601 - ADULT EDUCATION</b>			<b>\$0</b>	<b>\$0.00</b>	<b>\$0.00</b>	<b>\$0.00</b>	<b>\$0.00</b>	<b>\$0.00</b>	<b>\$0.00</b>	<b>0.00%</b>



# Litchfield School District FY2016 Year-To-Date Budget Status Report

## Account Detail by Function

Budget Unit	Account	Account Title	Original Appropriation	Budget Amendments	Budget Transfers	Revised Budget	YTD Expended	Encumbered	Available Budget	Percent Available
<b>2120 - GUIDANCE SERVICES</b>										
<b>DISTRICT-WIDE GUIDANCE</b>										
1000212000	320	IN-DIST PROF DEVELOPMENT	0	0.00	0.00	0.00	0.00	0.00	0.00	0.00%
1000212000	446	SOFTWARE LEASE	0	0.00	0.00	0.00	0.00	0.00	0.00	0.00%
1000212000	610	SUPPLIES	0	0.00	0.00	0.00	0.00	0.00	0.00	0.00%
1000212000	650	SOFTWARE	0	0.00	0.00	0.00	0.00	0.00	0.00	0.00%
<b>Total DISTRICT-WIDE GUIDANCE</b>			<b>\$0</b>	<b>\$0.00</b>	<b>\$0.00</b>	<b>\$0.00</b>	<b>\$0.00</b>	<b>\$0.00</b>	<b>\$0.00</b>	<b>0.00%</b>
<b>Total 00 - DISTRICT-WIDE</b>			<b>\$0</b>	<b>\$0.00</b>	<b>\$0.00</b>	<b>\$0.00</b>	<b>\$0.00</b>	<b>\$0.00</b>	<b>\$0.00</b>	<b>0.00%</b>
<b>GMS GUIDANCE SERVICES</b>										
1011212000	272	CONF/WORKSHOP REIMBURSE	0	0.00	0.00	0.00	0.00	0.00	0.00	0.00%
1011212000	320	IN-DIST PROF DEVELOPMENT	0	0.00	0.00	0.00	0.00	0.00	0.00	0.00%
1011212000	321	CONTRACTED SERVICES	0	0.00	0.00	0.00	0.00	0.00	0.00	0.00%
1011212000	330	PROFESSIONAL SERVICES	3,775	0.00	0.00	3,775.40	130.90	469.10	3,175.40	84.11%
1011212000	430	REPAIRS & MAINTENANCE	350	0.00	0.00	350.00	135.00	100.00	115.00	32.86%
1011212000	580	TRAVEL	0	0.00	0.00	0.00	0.00	0.00	0.00	0.00%
1011212000	610	SUPPLIES	500	0.00	0.00	500.00	220.18	12.82	267.00	53.40%
1011212000	733	FURNITURE-ADDITIONAL	0	0.00	0.00	0.00	0.00	0.00	0.00	0.00%
1011212000	734	EQUIPMENT-ADDITIONAL	3,000	0.00	0.00	2,999.95	260.00	0.00	2,739.95	91.33%
1011212000	737	FURNITURE-REPLACEMENT	0	0.00	0.00	0.00	0.00	0.00	0.00	0.00%
<b>Total GMS GUIDANCE SERVICES</b>			<b>\$7,625</b>	<b>\$0.00</b>	<b>\$0.00</b>	<b>\$7,625.35</b>	<b>\$746.08</b>	<b>\$581.92</b>	<b>\$6,297.35</b>	<b>82.58%</b>
<b>Total 11 - GRIFFIN MEMORIAL SCHOOL</b>			<b>\$7,625</b>	<b>\$0.00</b>	<b>\$0.00</b>	<b>\$7,625.35</b>	<b>\$746.08</b>	<b>\$581.92</b>	<b>\$6,297.35</b>	<b>82.58%</b>
<b>LMS GUIDANCE SERVICES</b>										
1021212000	330	PROFESSIONAL SERVICES	1,010	0.00	0.00	1,010.00	415.63	594.37	0.00	0.00%
1021212000	430	REPAIRS & MAINTENANCE	350	0.00	0.00	350.00	175.00	0.00	175.00	50.00%
1021212000	610	SUPPLIES	4,395	0.00	0.00	4,395.00	239.00	0.00	4,156.00	94.56%
1021212000	734	EQUIPMENT-ADDITIONAL	0	0.00	0.00	0.00	0.00	0.00	0.00	0.00%
1021212000	738	EQUIPMENT-REPLACEMENT	240	0.00	0.00	240.00	0.00	0.00	240.00	100.00%
<b>Total LMS GUIDANCE SERVICES</b>			<b>\$5,995</b>	<b>\$0.00</b>	<b>\$0.00</b>	<b>\$5,995.00</b>	<b>\$829.63</b>	<b>\$594.37</b>	<b>\$4,571.00</b>	<b>76.25%</b>
<b>Total 21 - LITCHFIELD MIDDLE SCHOOL</b>			<b>\$5,995</b>	<b>\$0.00</b>	<b>\$0.00</b>	<b>\$5,995.00</b>	<b>\$829.63</b>	<b>\$594.37</b>	<b>\$4,571.00</b>	<b>76.25%</b>
<b>CHS GUIDANCE SERVICES</b>										
1031212000	272	CONF/WORKSHOP REIMBURSE	1,800	0.00	0.00	1,800.00	0.00	0.00	1,800.00	100.00%
1031212000	330	PROFESSIONAL SERVICES	6,542	0.00	0.00	6,542.00	700.47	2,194.53	3,647.00	55.75%
1031212000	430	REPAIRS & MAINTENANCE	400	0.00	0.00	400.00	0.00	0.00	400.00	100.00%
1031212000	561	TUITION	10,050	0.00	0.00	10,050.00	5,381.42	0.00	4,668.58	46.45%
1031212000	580	TRAVEL	475	0.00	0.00	475.00	73.00	0.00	402.00	84.63%
1031212000	610	SUPPLIES	1,800	0.00	(515.00)	1,285.00	138.43	52.22	1,094.35	85.16%
1031212000	640	TEXTBOOK REPLACEMENT	400	0.00	0.00	400.00	0.00	0.00	400.00	100.00%
1031212000	641	TEXTBOOKS - NEW	0	0.00	0.00	0.00	0.00	0.00	0.00	0.00%
1031212000	644	INFORMATION ACCESS FEES	1,955	0.00	15.00	1,970.00	1,970.00	0.00	0.00	0.00%
1031212000	650	SOFTWARE	0	0.00	0.00	0.00	0.00	0.00	0.00	0.00%
1031212000	733	FURNITURE-ADDITIONAL	0	0.00	0.00	0.00	0.00	0.00	0.00	0.00%
1031212000	734	EQUIPMENT-ADDITIONAL	0	0.00	0.00	0.00	0.00	0.00	0.00	0.00%
1031212000	737	FURNITURE-REPLACEMENT	0	0.00	0.00	0.00	0.00	0.00	0.00	0.00%

## Litchfield School District FY2016 Year-To-Date Budget Status Report

### Account Detail by Function

Budget Unit	Account	Account Title	Original Appropriation	Budget Amendments	Budget Transfers	Revised Budget	YTD Expended	Encumbered	Available Budget	Percent Available
1031212000	738	EQUIPMENT-REPLACEMENT	2,150	0.00	0.00	2,150.00	0.00	0.00	2,150.00	100.00%
1031212000	810	DUES AND FEES	970	0.00	0.00	970.00	434.00	0.00	536.00	55.26%
1031212000	890	MISCELLANEOUS	650	0.00	0.00	650.00	0.00	0.00	650.00	100.00%
<b>Total CHS GUIDANCE SERVICES</b>			<b>\$27,192</b>	<b>\$0.00</b>	<b>(\$500.00)</b>	<b>\$26,692.00</b>	<b>\$8,697.32</b>	<b>\$2,246.75</b>	<b>\$15,747.93</b>	<b>59.00%</b>
<b>Total 31 - CAMPBELL HIGH SCHOOL</b>			<b>\$27,192</b>	<b>\$0.00</b>	<b>(\$500.00)</b>	<b>\$26,692.00</b>	<b>\$8,697.32</b>	<b>\$2,246.75</b>	<b>\$15,747.93</b>	<b>59.00%</b>
<b>Total 2120 - GUIDANCE SERVICES</b>			<b>\$40,812</b>	<b>\$0.00</b>	<b>(\$500.00)</b>	<b>\$40,312.35</b>	<b>\$10,273.03</b>	<b>\$3,423.04</b>	<b>\$26,616.28</b>	<b>66.03%</b>
<b>2134 - NURSE SERVICES</b>										
<b>DISTRICT-WIDE NURSE SVCS</b>										
1000213400	330	PROFESSIONAL SERVICES	0	0.00	0.00	0.00	0.00	0.00	0.00	0.00%
<b>Total DISTRICT-WIDE NURSE SVCS</b>			<b>\$0</b>	<b>\$0.00</b>	<b>\$0.00</b>	<b>\$0.00</b>	<b>\$0.00</b>	<b>\$0.00</b>	<b>\$0.00</b>	<b>0.00%</b>
<b>Total 00 - DISTRICT-WIDE</b>			<b>\$0</b>	<b>\$0.00</b>	<b>\$0.00</b>	<b>\$0.00</b>	<b>\$0.00</b>	<b>\$0.00</b>	<b>\$0.00</b>	<b>0.00%</b>
<b>GMS NURSE SERVICES</b>										
1011213400	430	REPAIRS & MAINTENANCE	125	0.00	0.00	125.00	0.00	0.00	125.00	100.00%
1011213400	610	SUPPLIES	1,633	0.00	0.00	1,633.40	357.20	0.00	1,276.20	78.13%
1011213400	650	SOFTWARE	0	0.00	0.00	0.00	0.00	0.00	0.00	0.00%
1011213400	734	EQUIPMENT-ADDITIONAL	0	0.00	0.00	0.00	0.00	0.00	0.00	0.00%
1011213400	737	FURNITURE-REPLACEMENT	0	0.00	0.00	0.00	0.00	0.00	0.00	0.00%
1011213400	738	EQUIPMENT-REPLACEMENT	0	0.00	0.00	0.00	0.00	0.00	0.00	0.00%
<b>Total GMS NURSE SERVICES</b>			<b>\$1,758</b>	<b>\$0.00</b>	<b>\$0.00</b>	<b>\$1,758.40</b>	<b>\$357.20</b>	<b>\$0.00</b>	<b>\$1,401.20</b>	<b>79.69%</b>
<b>Total 11 - GRIFFIN MEMORIAL SCHOOL</b>			<b>\$1,758</b>	<b>\$0.00</b>	<b>\$0.00</b>	<b>\$1,758.40</b>	<b>\$357.20</b>	<b>\$0.00</b>	<b>\$1,401.20</b>	<b>79.69%</b>
<b>LMS NURSE SERVICES</b>										
1021213400	610	SUPPLIES	816	0.00	0.00	816.00	400.97	0.00	415.03	50.86%
1021213400	650	SOFTWARE	0	0.00	0.00	0.00	0.00	0.00	0.00	0.00%
1021213400	734	EQUIPMENT-ADDITIONAL	0	0.00	0.00	0.00	0.00	0.00	0.00	0.00%
1021213400	738	EQUIPMENT-REPLACEMENT	0	0.00	0.00	0.00	0.00	0.00	0.00	0.00%
<b>Total LMS NURSE SERVICES</b>			<b>\$816</b>	<b>\$0.00</b>	<b>\$0.00</b>	<b>\$816.00</b>	<b>\$400.97</b>	<b>\$0.00</b>	<b>\$415.03</b>	<b>50.86%</b>
<b>Total 21 - LITCHFIELD MIDDLE SCHOOL</b>			<b>\$816</b>	<b>\$0.00</b>	<b>\$0.00</b>	<b>\$816.00</b>	<b>\$400.97</b>	<b>\$0.00</b>	<b>\$415.03</b>	<b>50.86%</b>
<b>CHS NURSE SERVICES</b>										
1031213400	610	SUPPLIES	1,838	0.00	0.00	1,838.00	818.54	0.00	1,019.46	55.47%
1031213400	650	SOFTWARE	0	0.00	0.00	0.00	0.00	0.00	0.00	0.00%
1031213400	733	FURNITURE-ADDITIONAL	0	0.00	0.00	0.00	0.00	0.00	0.00	0.00%
1031213400	734	EQUIPMENT-ADDITIONAL	0	0.00	0.00	0.00	0.00	0.00	0.00	0.00%
1031213400	737	FURNITURE-REPLACEMENT	0	0.00	0.00	0.00	0.00	0.00	0.00	0.00%
1031213400	738	EQUIPMENT-REPLACEMENT	0	0.00	0.00	0.00	0.00	0.00	0.00	0.00%
<b>Total CHS NURSE SERVICES</b>			<b>\$1,838</b>	<b>\$0.00</b>	<b>\$0.00</b>	<b>\$1,838.00</b>	<b>\$818.54</b>	<b>\$0.00</b>	<b>\$1,019.46</b>	<b>55.47%</b>
<b>Total 31 - CAMPBELL HIGH SCHOOL</b>			<b>\$1,838</b>	<b>\$0.00</b>	<b>\$0.00</b>	<b>\$1,838.00</b>	<b>\$818.54</b>	<b>\$0.00</b>	<b>\$1,019.46</b>	<b>55.47%</b>
<b>Total 2134 - NURSE SERVICES</b>			<b>\$4,412</b>	<b>\$0.00</b>	<b>\$0.00</b>	<b>\$4,412.40</b>	<b>\$1,576.71</b>	<b>\$0.00</b>	<b>\$2,835.69</b>	<b>64.27%</b>

# Litchfield School District FY2016 Year-To-Date Budget Status Report

## Account Detail by Function

Budget Unit	Account	Account Title	Original Appropriation	Budget Amendments	Budget Transfers	Revised Budget	YTD Expended	Encumbered	Available Budget	Percent Available
<b>2140 - PSYCHOLOGICAL SERVICES</b>										
<b>DIST-WIDE PSYCH SERVICES</b>										
1000214000	272	CONF/WORKSHOP REIMBURSE	3,000	0.00	0.00	3,000.00	0.00	119.00	2,881.00	96.03%
1000214000	320	IN-DIST PROF DEVELOPMENT	0	0.00	0.00	0.00	0.00	0.00	0.00	0.00%
1000214000	325	TESTING PROTOCOLS	6,840	0.00	0.00	6,840.00	2,875.75	0.00	3,964.25	57.96%
1000214000	330	PROFESSIONAL SERVICES	7,000	0.00	0.00	7,000.00	3,200.00	0.00	3,800.00	54.29%
1000214000	580	TRAVEL	750	0.00	0.00	750.00	0.00	200.00	550.00	73.33%
1000214000	610	SUPPLIES	1,144	0.00	0.00	1,144.00	154.03	0.00	989.97	86.54%
1000214000	640	TEXTBOOK REPLACEMENT	0	0.00	0.00	0.00	0.00	0.00	0.00	0.00%
1000214000	641	TEXTBOOKS - NEW	1,269	0.00	0.00	1,269.00	1,122.26	0.00	146.74	11.56%
1000214000	650	SOFTWARE	965	0.00	0.00	965.00	0.00	0.00	965.00	100.00%
1000214000	733	FURNITURE-ADDITIONAL	0	0.00	0.00	0.00	0.00	0.00	0.00	0.00%
1000214000	734	EQUIPMENT-ADDITIONAL	0	0.00	0.00	0.00	0.00	0.00	0.00	0.00%
1000214000	738	EQUIPMENT-REPLACEMENT	250	0.00	0.00	250.00	203.19	0.00	46.81	18.72%
1000214000	810	DUES AND FEES	0	0.00	0.00	0.00	0.00	0.00	0.00	0.00%
<b>Total DIST-WIDE PSYCH SERVICES</b>			<b>\$21,218</b>	<b>\$0.00</b>	<b>\$0.00</b>	<b>\$21,218.00</b>	<b>\$7,555.23</b>	<b>\$319.00</b>	<b>\$13,343.77</b>	<b>62.89%</b>
<b>Total 00 - DISTRICT-WIDE</b>			<b>\$21,218</b>	<b>\$0.00</b>	<b>\$0.00</b>	<b>\$21,218.00</b>	<b>\$7,555.23</b>	<b>\$319.00</b>	<b>\$13,343.77</b>	<b>62.89%</b>
<b>LMS PSYCHOLOGICAL SVCS</b>										
1021214000	330	PROFESSIONAL SERVICES	0	0.00	0.00	0.00	0.00	0.00	0.00	0.00%
<b>Total LMS PSYCHOLOGICAL SVCS</b>			<b>\$0</b>	<b>\$0.00</b>	<b>\$0.00</b>	<b>\$0.00</b>	<b>\$0.00</b>	<b>\$0.00</b>	<b>\$0.00</b>	<b>0.00%</b>
<b>Total 21 - LITCHFIELD MIDDLE SCHOOL</b>			<b>\$0</b>	<b>\$0.00</b>	<b>\$0.00</b>	<b>\$0.00</b>	<b>\$0.00</b>	<b>\$0.00</b>	<b>\$0.00</b>	<b>0.00%</b>
<b>CHS PSYCHOLOGICAL SVCS</b>										
1031214000	330	PROFESSIONAL SERVICES	0	0.00	0.00	0.00	0.00	0.00	0.00	0.00%
1031214000	610	SUPPLIES	0	0.00	0.00	0.00	0.00	0.00	0.00	0.00%
<b>Total CHS PSYCHOLOGICAL SVCS</b>			<b>\$0</b>	<b>\$0.00</b>	<b>\$0.00</b>	<b>\$0.00</b>	<b>\$0.00</b>	<b>\$0.00</b>	<b>\$0.00</b>	<b>0.00%</b>
<b>Total 31 - CAMPBELL HIGH SCHOOL</b>			<b>\$0</b>	<b>\$0.00</b>	<b>\$0.00</b>	<b>\$0.00</b>	<b>\$0.00</b>	<b>\$0.00</b>	<b>\$0.00</b>	<b>0.00%</b>
<b>Total 2140 - PSYCHOLOGICAL SERVICES</b>			<b>\$21,218</b>	<b>\$0.00</b>	<b>\$0.00</b>	<b>\$21,218.00</b>	<b>\$7,555.23</b>	<b>\$319.00</b>	<b>\$13,343.77</b>	<b>62.89%</b>
<b>2150 - SPEECH SERVICES</b>										
<b>DISTRICT-WIDE SPEECH SVCS</b>										
1000215000	272	CONF/WORKSHOP REIMBURSE	0	0.00	0.00	0.00	0.00	0.00	0.00	0.00%
1000215000	321	CONTRACTED SERVICES	0	0.00	0.00	0.00	0.00	0.00	0.00	0.00%
1000215000	325	TESTING PROTOCOLS	1,652	0.00	0.00	1,652.00	469.01	0.00	1,182.99	71.61%
1000215000	330	PROFESSIONAL SERVICES	33,000	0.00	0.00	33,000.00	2,545.30	24,954.70	5,500.00	16.67%
1000215000	430	REPAIRS & MAINTENANCE	150	0.00	0.00	150.00	0.00	0.00	150.00	100.00%
1000215000	580	TRAVEL	300	0.00	0.00	300.00	48.30	51.70	200.00	66.67%
1000215000	610	SUPPLIES	1,042	0.00	0.00	1,042.00	430.55	0.00	611.45	58.68%
1000215000	640	TEXTBOOK REPLACEMENT	0	0.00	0.00	0.00	0.00	0.00	0.00	0.00%
1000215000	641	TEXTBOOKS - NEW	295	0.00	0.00	295.00	250.00	0.00	45.00	15.25%
1000215000	650	SOFTWARE	357	0.00	0.00	357.00	0.00	0.00	357.00	100.00%
1000215000	733	FURNITURE-ADDITIONAL	1,315	0.00	0.00	1,315.00	0.00	0.00	1,315.00	100.00%
1000215000	734	EQUIPMENT-ADDITIONAL	0	0.00	0.00	0.00	0.00	0.00	0.00	0.00%

# Litchfield School District FY2016 Year-To-Date Budget Status Report

## Account Detail by Function

Budget Unit	Account	Account Title	Original Appropriation	Budget Amendments	Budget Transfers	Revised Budget	YTD Expended	Encumbered	Available Budget	Percent Available
1000215000	737	FURNITURE-REPLACEMENT	0	0.00	0.00	0.00	0.00	0.00	0.00	0.00%
1000215000	738	EQUIPMENT-REPLACEMENT	1,000	0.00	0.00	1,000.00	294.94	0.00	705.06	70.51%
<b>Total DISTRICT-WIDE SPEECH SVCS</b>			<b>\$39,111</b>	<b>\$0.00</b>	<b>\$0.00</b>	<b>\$39,111.00</b>	<b>\$4,038.10</b>	<b>\$25,006.40</b>	<b>\$10,066.50</b>	<b>25.74%</b>
<b>Total 00 - DISTRICT-WIDE</b>			<b>\$39,111</b>	<b>\$0.00</b>	<b>\$0.00</b>	<b>\$39,111.00</b>	<b>\$4,038.10</b>	<b>\$25,006.40</b>	<b>\$10,066.50</b>	<b>25.74%</b>
<b>LMS SPEECH SERVICES</b>										
1021215000	321	CONTRACTED SERVICES	0	0.00	0.00	0.00	0.00	0.00	0.00	0.00%
1021215000	610	SUPPLIES	0	0.00	0.00	0.00	0.00	0.00	0.00	0.00%
<b>Total LMS SPEECH SERVICES</b>			<b>\$0</b>	<b>\$0.00</b>	<b>\$0.00</b>	<b>\$0.00</b>	<b>\$0.00</b>	<b>\$0.00</b>	<b>\$0.00</b>	<b>0.00%</b>
<b>Total 21 - LITCHFIELD MIDDLE SCHOOL</b>			<b>\$0</b>	<b>\$0.00</b>	<b>\$0.00</b>	<b>\$0.00</b>	<b>\$0.00</b>	<b>\$0.00</b>	<b>\$0.00</b>	<b>0.00%</b>
<b>CHS SPEECH SERVICES</b>										
1031215000	330	PROFESSIONAL SERVICES	0	0.00	0.00	0.00	0.00	0.00	0.00	0.00%
1031215000	610	SUPPLIES	0	0.00	0.00	0.00	0.00	0.00	0.00	0.00%
<b>Total CHS SPEECH SERVICES</b>			<b>\$0</b>	<b>\$0.00</b>	<b>\$0.00</b>	<b>\$0.00</b>	<b>\$0.00</b>	<b>\$0.00</b>	<b>\$0.00</b>	<b>0.00%</b>
<b>Total 31 - CAMPBELL HIGH SCHOOL</b>			<b>\$0</b>	<b>\$0.00</b>	<b>\$0.00</b>	<b>\$0.00</b>	<b>\$0.00</b>	<b>\$0.00</b>	<b>\$0.00</b>	<b>0.00%</b>
<b>Total 2150 - SPEECH SERVICES</b>			<b>\$39,111</b>	<b>\$0.00</b>	<b>\$0.00</b>	<b>\$39,111.00</b>	<b>\$4,038.10</b>	<b>\$25,006.40</b>	<b>\$10,066.50</b>	<b>25.74%</b>
<b>2160 - OT/PT SERVICES</b>										
<b>DISTRICT-WIDE OT/PT SVCS</b>										
1000216000	272	CONF/WORKSHOP REIMBURSE	0	0.00	0.00	0.00	0.00	0.00	0.00	0.00%
1000216000	321	CONTRACTED SERVICES	0	0.00	0.00	0.00	0.00	0.00	0.00	0.00%
1000216000	325	TESTING PROTOCOLS	298	0.00	0.00	298.00	0.00	0.00	298.00	100.00%
1000216000	330	PROFESSIONAL SERVICES	41,000	0.00	0.00	41,000.00	10,307.80	27,192.20	3,500.00	8.54%
1000216000	580	TRAVEL	300	0.00	0.00	300.00	0.00	100.00	200.00	66.67%
1000216000	610	SUPPLIES	1,141	0.00	0.00	1,141.00	0.00	0.00	1,141.00	100.00%
1000216000	640	TEXTBOOK REPLACEMENT	0	0.00	0.00	0.00	0.00	0.00	0.00	0.00%
1000216000	733	FURNITURE-ADDITIONAL	0	0.00	0.00	0.00	0.00	0.00	0.00	0.00%
1000216000	734	EQUIPMENT-ADDITIONAL	613	0.00	0.00	613.00	0.00	0.00	613.00	100.00%
1000216000	737	FURNITURE-REPLACEMENT	0	0.00	0.00	0.00	0.00	0.00	0.00	0.00%
1000216000	738	EQUIPMENT-REPLACEMENT	0	0.00	0.00	0.00	0.00	0.00	0.00	0.00%
<b>Total DISTRICT-WIDE OT/PT SVCS</b>			<b>\$43,352</b>	<b>\$0.00</b>	<b>\$0.00</b>	<b>\$43,352.00</b>	<b>\$10,307.80</b>	<b>\$27,292.20</b>	<b>\$5,752.00</b>	<b>13.27%</b>
<b>Total 00 - DISTRICT-WIDE</b>			<b>\$43,352</b>	<b>\$0.00</b>	<b>\$0.00</b>	<b>\$43,352.00</b>	<b>\$10,307.80</b>	<b>\$27,292.20</b>	<b>\$5,752.00</b>	<b>13.27%</b>
<b>LMS OT/PT SERVICES</b>										
1021216000	321	CONTRACTED SERVICES	0	0.00	0.00	0.00	0.00	0.00	0.00	0.00%
1021216000	610	SUPPLIES	0	0.00	0.00	0.00	0.00	0.00	0.00	0.00%
1021216000	734	EQUIPMENT-ADDITIONAL	0	0.00	0.00	0.00	0.00	0.00	0.00	0.00%
<b>Total LMS OT/PT SERVICES</b>			<b>\$0</b>	<b>\$0.00</b>	<b>\$0.00</b>	<b>\$0.00</b>	<b>\$0.00</b>	<b>\$0.00</b>	<b>\$0.00</b>	<b>0.00%</b>
<b>Total 21 - LITCHFIELD MIDDLE SCHOOL</b>			<b>\$0</b>	<b>\$0.00</b>	<b>\$0.00</b>	<b>\$0.00</b>	<b>\$0.00</b>	<b>\$0.00</b>	<b>\$0.00</b>	<b>0.00%</b>
<b>CHS OT/PT SERVICES</b>										
1031216000	321	CONTRACTED SERVICES	0	0.00	0.00	0.00	0.00	0.00	0.00	0.00%
1031216000	330	PROFESSIONAL SERVICES	0	0.00	0.00	0.00	0.00	0.00	0.00	0.00%

# Litchfield School District FY2016 Year-To-Date Budget Status Report

## Account Detail by Function

Budget Unit	Account	Account Title	Original Appropriation	Budget Amendments	Budget Transfers	Revised Budget	YTD Expended	Encumbered	Available Budget	Percent Available
1031216000	610	SUPPLIES	0	0.00	0.00	0.00	0.00	0.00	0.00	0.00%
1031216000	734	EQUIPMENT-ADDITIONAL	0	0.00	0.00	0.00	0.00	0.00	0.00	0.00%
<b>Total CHS OT/PT SERVICES</b>			<b>\$0</b>	<b>\$0.00</b>	<b>\$0.00</b>	<b>\$0.00</b>	<b>\$0.00</b>	<b>\$0.00</b>	<b>\$0.00</b>	<b>0.00%</b>
<b>Total 31 - CAMPBELL HIGH SCHOOL</b>			<b>\$0</b>	<b>\$0.00</b>	<b>\$0.00</b>	<b>\$0.00</b>	<b>\$0.00</b>	<b>\$0.00</b>	<b>\$0.00</b>	<b>0.00%</b>
<b>Total 2160 - OT/PT SERVICES</b>			<b>\$43,352</b>	<b>\$0.00</b>	<b>\$0.00</b>	<b>\$43,352.00</b>	<b>\$10,307.80</b>	<b>\$27,292.20</b>	<b>\$5,752.00</b>	<b>13.27%</b>
<b>2190 - OTHER PUPIL SERVICES</b>										
<b>LMS OTHER PUPIL SERVICES</b>										
1021219000	330	PROFESSIONAL SERVICES	0	0.00	0.00	0.00	0.00	0.00	0.00	0.00%
<b>Total LMS OTHER PUPIL SERVICES</b>			<b>\$0</b>	<b>\$0.00</b>	<b>\$0.00</b>	<b>\$0.00</b>	<b>\$0.00</b>	<b>\$0.00</b>	<b>\$0.00</b>	<b>0.00%</b>
<b>Total 21 - LITCHFIELD MIDDLE SCHOOL</b>			<b>\$0</b>	<b>\$0.00</b>	<b>\$0.00</b>	<b>\$0.00</b>	<b>\$0.00</b>	<b>\$0.00</b>	<b>\$0.00</b>	<b>0.00%</b>
<b>Total 2190 - OTHER PUPIL SERVICES</b>			<b>\$0</b>	<b>\$0.00</b>	<b>\$0.00</b>	<b>\$0.00</b>	<b>\$0.00</b>	<b>\$0.00</b>	<b>\$0.00</b>	<b>0.00%</b>
<b>2210 - IMPROVEMENT- INSTRUCTION</b>										
<b>DW IMPROVE INSTRUCTION</b>										
1000221000	272	CONF/WORKSHOP REIMBURSE	1,400	0.00	0.00	1,400.00	199.99	0.00	1,200.01	85.72%
1000221000	320	IN-DIST PROF DEVELOPMENT	0	0.00	0.00	0.00	0.00	0.00	0.00	0.00%
1000221000	550	PRINTING & BINDING	0	0.00	0.00	0.00	0.00	0.00	0.00	0.00%
1000221000	580	TRAVEL	2,650	0.00	0.00	2,650.00	0.00	0.00	2,650.00	100.00%
1000221000	610	SUPPLIES	500	0.00	0.00	500.00	17.99	396.00	86.01	17.20%
1000221000	640	TEXTBOOK REPLACEMENT	33,959	0.00	28,538.00	62,497.00	58,672.72	9.87	3,814.41	6.10%
1000221000	641	TEXTBOOKS - NEW	4,215	0.00	0.00	4,215.00	3,911.59	0.00	303.41	7.20%
1000221000	650	SOFTWARE	17,195	0.00	0.00	17,195.00	16,987.50	0.00	207.50	1.21%
1000221000	734	EQUIPMENT-ADDITIONAL	0	0.00	0.00	0.00	0.00	0.00	0.00	0.00%
1000221000	738	EQUIPMENT-REPLACEMENT	0	0.00	0.00	0.00	0.00	0.00	0.00	0.00%
1000221000	810	DUES AND FEES	1,504	0.00	0.00	1,504.00	980.61	0.00	523.39	34.80%
<b>Total DW IMPROVE INSTRUCTION</b>			<b>\$61,423</b>	<b>\$0.00</b>	<b>\$28,538.00</b>	<b>\$89,961.00</b>	<b>\$80,770.40</b>	<b>\$405.87</b>	<b>\$8,784.73</b>	<b>9.77%</b>
<b>Total 00 - DISTRICT-WIDE</b>			<b>\$61,423</b>	<b>\$0.00</b>	<b>\$28,538.00</b>	<b>\$89,961.00</b>	<b>\$80,770.40</b>	<b>\$405.87</b>	<b>\$8,784.73</b>	<b>9.77%</b>
<b>LMS IMPROVE INSTRUCTION</b>										
1021221000	320	IN-DIST PROF DEVELOPMENT	0	0.00	0.00	0.00	0.00	0.00	0.00	0.00%
<b>Total LMS IMPROVE INSTRUCTION</b>			<b>\$0</b>	<b>\$0.00</b>	<b>\$0.00</b>	<b>\$0.00</b>	<b>\$0.00</b>	<b>\$0.00</b>	<b>\$0.00</b>	<b>0.00%</b>
<b>Total 21 - LITCHFIELD MIDDLE SCHOOL</b>			<b>\$0</b>	<b>\$0.00</b>	<b>\$0.00</b>	<b>\$0.00</b>	<b>\$0.00</b>	<b>\$0.00</b>	<b>\$0.00</b>	<b>0.00%</b>
<b>CHS IMPROVE INSTRUCTION</b>										
1031221000	320	IN-DIST PROF DEVELOPMENT	0	0.00	0.00	0.00	0.00	0.00	0.00	0.00%
<b>Total CHS IMPROVE INSTRUCTION</b>			<b>\$0</b>	<b>\$0.00</b>	<b>\$0.00</b>	<b>\$0.00</b>	<b>\$0.00</b>	<b>\$0.00</b>	<b>\$0.00</b>	<b>0.00%</b>
<b>Total 31 - CAMPBELL HIGH SCHOOL</b>			<b>\$0</b>	<b>\$0.00</b>	<b>\$0.00</b>	<b>\$0.00</b>	<b>\$0.00</b>	<b>\$0.00</b>	<b>\$0.00</b>	<b>0.00%</b>
<b>Total 2210 - IMPROVEMENT- INSTRUCTION</b>			<b>\$61,423</b>	<b>\$0.00</b>	<b>\$28,538.00</b>	<b>\$89,961.00</b>	<b>\$80,770.40</b>	<b>\$405.87</b>	<b>\$8,784.73</b>	<b>9.77%</b>

# Litchfield School District FY2016 Year-To-Date Budget Status Report

## Account Detail by Function

Budget Unit	Account	Account Title	Original Appropriation	Budget Amendments	Budget Transfers	Revised Budget	YTD Expended	Encumbered	Available Budget	Percent Available
<b>2212 - INSTR/CURRIC DEVELOPMENT</b>										
<b>GMS IMPROVE INSTRUCTION</b>										
1011221200	635	PUBLICATIONS	300	0.00	0.00	300.00	0.00	0.00	300.00	100.00%
1011221200	640	TEXTBOOK REPLACEMENT	0	0.00	0.00	0.00	0.00	0.00	0.00	0.00%
<b>Total GMS IMPROVE INSTRUCTION</b>			<b>\$300</b>	<b>\$0.00</b>	<b>\$0.00</b>	<b>\$300.00</b>	<b>\$0.00</b>	<b>\$0.00</b>	<b>\$300.00</b>	<b>100.00%</b>
<b>Total 11 - GRIFFIN MEMORIAL SCHOOL</b>			<b>\$300</b>	<b>\$0.00</b>	<b>\$0.00</b>	<b>\$300.00</b>	<b>\$0.00</b>	<b>\$0.00</b>	<b>\$300.00</b>	<b>100.00%</b>
<b>LMS INSTR/CURRIC DEVELOP</b>										
1021221200	640	TEXTBOOK REPLACEMENT	0	0.00	0.00	0.00	0.00	0.00	0.00	0.00%
1021221200	810	DUES AND FEES	0	0.00	0.00	0.00	0.00	0.00	0.00	0.00%
<b>Total LMS INSTR/CURRIC DEVELOP</b>			<b>\$0</b>	<b>\$0.00</b>	<b>\$0.00</b>	<b>\$0.00</b>	<b>\$0.00</b>	<b>\$0.00</b>	<b>\$0.00</b>	<b>0.00%</b>
<b>Total 21 - LITCHFIELD MIDDLE SCHOOL</b>			<b>\$0</b>	<b>\$0.00</b>	<b>\$0.00</b>	<b>\$0.00</b>	<b>\$0.00</b>	<b>\$0.00</b>	<b>\$0.00</b>	<b>0.00%</b>
<b>CHS INSTR/CURRIC DEVELOP</b>										
1031221200	635	PUBLICATIONS	0	0.00	0.00	0.00	0.00	0.00	0.00	0.00%
1031221200	640	TEXTBOOK REPLACEMENT	0	0.00	0.00	0.00	0.00	0.00	0.00	0.00%
<b>Total CHS INSTR/CURRIC DEVELOP</b>			<b>\$0</b>	<b>\$0.00</b>	<b>\$0.00</b>	<b>\$0.00</b>	<b>\$0.00</b>	<b>\$0.00</b>	<b>\$0.00</b>	<b>0.00%</b>
<b>Total 31 - CAMPBELL HIGH SCHOOL</b>			<b>\$0</b>	<b>\$0.00</b>	<b>\$0.00</b>	<b>\$0.00</b>	<b>\$0.00</b>	<b>\$0.00</b>	<b>\$0.00</b>	<b>0.00%</b>
<b>Total 2212 - INSTR/CURRIC DEVELOPMENT</b>			<b>\$300</b>	<b>\$0.00</b>	<b>\$0.00</b>	<b>\$300.00</b>	<b>\$0.00</b>	<b>\$0.00</b>	<b>\$300.00</b>	<b>100.00%</b>
<b>2213 - INSTRUCTION STAFF TRAIN'G</b>										
<b>DW INSTRUC STAFF TRAINING</b>										
1000221300	270	COURSE REIMB./NON-UNION	13,000	0.00	0.00	13,000.00	5,175.00	1,620.00	6,205.00	47.73%
1000221300	271	COURSE REIMB./UNION	44,640	0.00	0.00	44,640.00	9,099.99	3,966.34	31,573.67	70.73%
1000221300	272	CONF/WORKSHOP REIMBURSE	0	0.00	0.00	0.00	0.00	0.00	0.00	0.00%
1000221300	320	IN-DIST PROF DEVELOPMENT	22,320	0.00	0.00	22,320.00	3,377.60	473.00	18,469.40	82.75%
1000221300	321	CONTRACTED SERVICES	8,000	0.00	0.00	8,000.00	5,333.00	204.50	2,462.50	30.78%
1000221300	330	PROFESSIONAL SERVICES	0	0.00	0.00	0.00	0.00	0.00	0.00	0.00%
1000221300	446	SOFTWARE LEASE	0	0.00	0.00	0.00	0.00	0.00	0.00	0.00%
1000221300	550	PRINTING & BINDING	0	0.00	0.00	0.00	0.00	0.00	0.00	0.00%
1000221300	610	SUPPLIES	0	0.00	0.00	0.00	0.00	0.00	0.00	0.00%
1000221300	650	SOFTWARE	3,195	0.00	0.00	3,195.00	3,000.00	0.00	195.00	6.10%
<b>Total DW INSTRUC STAFF TRAINING</b>			<b>\$91,155</b>	<b>\$0.00</b>	<b>\$0.00</b>	<b>\$91,155.00</b>	<b>\$25,985.59</b>	<b>\$6,263.84</b>	<b>\$58,905.57</b>	<b>64.62%</b>
<b>Total 00 - DISTRICT-WIDE</b>			<b>\$91,155</b>	<b>\$0.00</b>	<b>\$0.00</b>	<b>\$91,155.00</b>	<b>\$25,985.59</b>	<b>\$6,263.84</b>	<b>\$58,905.57</b>	<b>64.62%</b>
<b>GMS CURRICULUM DEVELOP</b>										
1011221300	272	CONF/WORKSHOP REIMBURSE	0	0.00	0.00	0.00	0.00	0.00	0.00	0.00%
1011221300	320	IN-DIST PROF DEVELOPMENT	500	0.00	0.00	500.00	0.00	0.00	500.00	100.00%
1011221300	321	CONTRACTED SERVICES	0	0.00	0.00	0.00	0.00	0.00	0.00	0.00%
<b>Total GMS CURRICULUM DEVELOP</b>			<b>\$500</b>	<b>\$0.00</b>	<b>\$0.00</b>	<b>\$500.00</b>	<b>\$0.00</b>	<b>\$0.00</b>	<b>\$500.00</b>	<b>100.00%</b>
<b>Total 11 - GRIFFIN MEMORIAL SCHOOL</b>			<b>\$500</b>	<b>\$0.00</b>	<b>\$0.00</b>	<b>\$500.00</b>	<b>\$0.00</b>	<b>\$0.00</b>	<b>\$500.00</b>	<b>100.00%</b>

# Litchfield School District FY2016 Year-To-Date Budget Status Report

## Account Detail by Function

Budget Unit	Account	Account Title	Original Appropriation	Budget Amendments	Budget Transfers	Revised Budget	YTD Expended	Encumbered	Available Budget	Percent Available
<b>LMS CURRICULUM DEVELOP</b>										
1021221300	320	IN-DIST PROF DEVELOPMENT	1,500	0.00	0.00	1,500.00	0.00	0.00	1,500.00	100.00%
1021221300	580	TRAVEL	0	0.00	0.00	0.00	0.00	0.00	0.00	0.00%
<b>Total LMS CURRICULUM DEVELOP</b>			<b>\$1,500</b>	<b>\$0.00</b>	<b>\$0.00</b>	<b>\$1,500.00</b>	<b>\$0.00</b>	<b>\$0.00</b>	<b>\$1,500.00</b>	<b>100.00%</b>
<b>Total 21 - LITCHFIELD MIDDLE SCHOOL</b>			<b>\$1,500</b>	<b>\$0.00</b>	<b>\$0.00</b>	<b>\$1,500.00</b>	<b>\$0.00</b>	<b>\$0.00</b>	<b>\$1,500.00</b>	<b>100.00%</b>
<b>CHS CURRICULUM DEVELOP</b>										
1031221300	272	CONF/WORKSHOP REIMBURSE	600	0.00	0.00	600.00	0.00	0.00	600.00	100.00%
1031221300	320	IN-DIST PROF DEVELOPMENT	4,000	0.00	0.00	4,000.00	2,296.00	0.00	1,704.00	42.60%
1031221300	580	TRAVEL	1	0.00	0.00	1.00	0.00	0.00	1.00	100.00%
<b>Total CHS CURRICULUM DEVELOP</b>			<b>\$4,601</b>	<b>\$0.00</b>	<b>\$0.00</b>	<b>\$4,601.00</b>	<b>\$2,296.00</b>	<b>\$0.00</b>	<b>\$2,305.00</b>	<b>50.10%</b>
<b>Total 31 - CAMPBELL HIGH SCHOOL</b>			<b>\$4,601</b>	<b>\$0.00</b>	<b>\$0.00</b>	<b>\$4,601.00</b>	<b>\$2,296.00</b>	<b>\$0.00</b>	<b>\$2,305.00</b>	<b>50.10%</b>
<b>Total 2213 - INSTRUCTION STAFF TRAIN'G</b>			<b>\$97,756</b>	<b>\$0.00</b>	<b>\$0.00</b>	<b>\$97,756.00</b>	<b>\$28,281.59</b>	<b>\$6,263.84</b>	<b>\$63,210.57</b>	<b>64.66%</b>
<b>2222 - LIBRARY SERVICES</b>										
<b>GMS LIBRARY SERVICES</b>										
1011222200	610	SUPPLIES	1,180	0.00	0.00	1,179.70	615.46	0.00	564.24	47.83%
1011222200	640	TEXTBOOK REPLACEMENT	8,334	0.00	0.00	8,334.12	6,981.92	0.00	1,352.20	16.22%
1011222200	641	TEXTBOOKS - NEW	0	0.00	0.00	0.00	0.00	0.00	0.00	0.00%
1011222200	644	INFORMATION ACCESS FEES	356	0.00	0.00	356.00	341.00	0.00	15.00	4.21%
1011222200	650	SOFTWARE	0	0.00	0.00	0.00	0.00	0.00	0.00	0.00%
1011222200	737	FURNITURE-REPLACEMENT	0	0.00	0.00	0.00	0.00	0.00	0.00	0.00%
1011222200	738	EQUIPMENT-REPLACEMENT	0	0.00	0.00	0.00	0.00	0.00	0.00	0.00%
<b>Total GMS LIBRARY SERVICES</b>			<b>\$9,870</b>	<b>\$0.00</b>	<b>\$0.00</b>	<b>\$9,869.82</b>	<b>\$7,938.38</b>	<b>\$0.00</b>	<b>\$1,931.44</b>	<b>19.57%</b>
<b>Total 11 - GRIFFIN MEMORIAL SCHOOL</b>			<b>\$9,870</b>	<b>\$0.00</b>	<b>\$0.00</b>	<b>\$9,869.82</b>	<b>\$7,938.38</b>	<b>\$0.00</b>	<b>\$1,931.44</b>	<b>19.57%</b>
<b>LMS LIBRARY SERVICES</b>										
1021222200	610	SUPPLIES	515	0.00	0.00	515.00	60.20	0.00	454.80	88.31%
1021222200	640	TEXTBOOK REPLACEMENT	6,251	0.00	(500.00)	5,751.00	94.56	0.00	5,656.44	98.36%
1021222200	643	PERIODICALS - PRINT	1,773	0.00	0.00	1,773.00	732.58	0.00	1,040.42	58.68%
1021222200	644	INFORMATION ACCESS FEES	342	0.00	0.00	342.00	341.00	0.00	1.00	0.29%
1021222200	650	SOFTWARE	0	0.00	0.00	0.00	0.00	0.00	0.00	0.00%
<b>Total LMS LIBRARY SERVICES</b>			<b>\$8,881</b>	<b>\$0.00</b>	<b>(\$500.00)</b>	<b>\$8,381.00</b>	<b>\$1,228.34</b>	<b>\$0.00</b>	<b>\$7,152.66</b>	<b>85.34%</b>
<b>Total 21 - LITCHFIELD MIDDLE SCHOOL</b>			<b>\$8,881</b>	<b>\$0.00</b>	<b>(\$500.00)</b>	<b>\$8,381.00</b>	<b>\$1,228.34</b>	<b>\$0.00</b>	<b>\$7,152.66</b>	<b>85.34%</b>
<b>CHS LIBRARY SERVICES</b>										
1031222200	430	REPAIRS & MAINTENANCE	0	0.00	0.00	0.00	0.00	0.00	0.00	0.00%
1031222200	610	SUPPLIES	710	0.00	0.00	710.00	419.07	0.00	290.93	40.98%
1031222200	640	TEXTBOOK REPLACEMENT	5,300	0.00	(400.00)	4,900.00	1,182.00	0.00	3,718.00	75.88%
1031222200	643	PERIODICALS - PRINT	1,717	0.00	400.00	2,117.00	1,946.86	0.00	170.14	8.04%
1031222200	644	INFORMATION ACCESS FEES	8,250	0.00	500.00	8,750.00	7,254.40	0.00	1,495.60	17.09%
1031222200	650	SOFTWARE	0	0.00	0.00	0.00	0.00	0.00	0.00	0.00%
1031222200	733	FURNITURE-ADDITIONAL	0	0.00	0.00	0.00	0.00	0.00	0.00	0.00%
1031222200	734	EQUIPMENT-ADDITIONAL	271	0.00	0.00	271.00	0.00	0.00	271.00	100.00%

# Litchfield School District FY2016 Year-To-Date Budget Status Report

## Account Detail by Function

Budget Unit	Account	Account Title	Original Appropriation	Budget Amendments	Budget Transfers	Revised Budget	YTD Expended	Encumbered	Available Budget	Percent Available
1031222200	737	FURNITURE-REPLACEMENT	1	0.00	0.00	1.00	0.00	0.00	1.00	100.00%
1031222200	738	EQUIPMENT-REPLACEMENT	0	0.00	0.00	0.00	0.00	0.00	0.00	0.00%
<b>Total CHS LIBRARY SERVICES</b>			<b>\$16,249</b>	<b>\$0.00</b>	<b>\$500.00</b>	<b>\$16,749.00</b>	<b>\$10,802.33</b>	<b>\$0.00</b>	<b>\$5,946.67</b>	<b>35.50%</b>
<b>Total 31 - CAMPBELL HIGH SCHOOL</b>			<b>\$16,249</b>	<b>\$0.00</b>	<b>\$500.00</b>	<b>\$16,749.00</b>	<b>\$10,802.33</b>	<b>\$0.00</b>	<b>\$5,946.67</b>	<b>35.50%</b>
<b>Total 2222 - LIBRARY SERVICES</b>			<b>\$35,000</b>	<b>\$0.00</b>	<b>\$0.00</b>	<b>\$34,999.82</b>	<b>\$19,969.05</b>	<b>\$0.00</b>	<b>\$15,030.77</b>	<b>42.95%</b>
<b>2223 - AUDIOVISUAL SERVICES</b>										
<b>GMS AUDIO VISUAL SERVICES</b>										
1011222300	430	REPAIRS & MAINTENANCE	800	0.00	0.00	800.00	405.00	0.00	395.00	49.38%
1011222300	610	SUPPLIES	0	0.00	0.00	0.00	0.00	0.00	0.00	0.00%
1011222300	649	TAPES/CD/DVD/AUDIO VISUAL	522	0.00	0.00	521.70	163.20	0.00	358.50	68.72%
1011222300	734	EQUIPMENT-ADDITIONAL	0	0.00	0.00	0.00	0.00	0.00	0.00	0.00%
1011222300	738	EQUIPMENT-REPLACEMENT	1,912	0.00	0.00	1,912.00	0.00	0.00	1,912.00	100.00%
<b>Total GMS AUDIO VISUAL SERVICES</b>			<b>\$3,234</b>	<b>\$0.00</b>	<b>\$0.00</b>	<b>\$3,233.70</b>	<b>\$568.20</b>	<b>\$0.00</b>	<b>\$2,665.50</b>	<b>82.43%</b>
<b>Total 11 - GRIFFIN MEMORIAL SCHOOL</b>			<b>\$3,234</b>	<b>\$0.00</b>	<b>\$0.00</b>	<b>\$3,233.70</b>	<b>\$568.20</b>	<b>\$0.00</b>	<b>\$2,665.50</b>	<b>82.43%</b>
<b>LMS AUDIO VISUAL SERVICES</b>										
1021222300	430	REPAIRS & MAINTENANCE	0	0.00	0.00	0.00	0.00	0.00	0.00	0.00%
1021222300	610	SUPPLIES	390	0.00	0.00	390.00	24.49	0.00	365.51	93.72%
1021222300	734	EQUIPMENT-ADDITIONAL	0	0.00	0.00	0.00	0.00	0.00	0.00	0.00%
<b>Total LMS AUDIO VISUAL SERVICES</b>			<b>\$390</b>	<b>\$0.00</b>	<b>\$0.00</b>	<b>\$390.00</b>	<b>\$24.49</b>	<b>\$0.00</b>	<b>\$365.51</b>	<b>93.72%</b>
<b>Total 21 - LITCHFIELD MIDDLE SCHOOL</b>			<b>\$390</b>	<b>\$0.00</b>	<b>\$0.00</b>	<b>\$390.00</b>	<b>\$24.49</b>	<b>\$0.00</b>	<b>\$365.51</b>	<b>93.72%</b>
<b>CHS AUDIO VISUAL SERVICES</b>										
1031222300	430	REPAIRS & MAINTENANCE	308	0.00	0.00	308.00	0.00	0.00	308.00	100.00%
1031222300	610	SUPPLIES	454	0.00	0.00	454.00	0.00	0.00	454.00	100.00%
1031222300	643	PERIODICALS - PRINT	0	0.00	0.00	0.00	0.00	0.00	0.00	0.00%
1031222300	644	INFORMATION ACCESS FEES	0	0.00	0.00	0.00	0.00	0.00	0.00	0.00%
1031222300	649	TAPES/CD/DVD/AUDIO VISUAL	400	0.00	0.00	400.00	0.00	0.00	400.00	100.00%
1031222300	734	EQUIPMENT-ADDITIONAL	1	0.00	0.00	1.00	0.00	0.00	1.00	100.00%
1031222300	738	EQUIPMENT-REPLACEMENT	800	0.00	0.00	800.00	415.98	0.00	384.02	48.00%
<b>Total CHS AUDIO VISUAL SERVICES</b>			<b>\$1,963</b>	<b>\$0.00</b>	<b>\$0.00</b>	<b>\$1,963.00</b>	<b>\$415.98</b>	<b>\$0.00</b>	<b>\$1,547.02</b>	<b>78.81%</b>
<b>Total 31 - CAMPBELL HIGH SCHOOL</b>			<b>\$1,963</b>	<b>\$0.00</b>	<b>\$0.00</b>	<b>\$1,963.00</b>	<b>\$415.98</b>	<b>\$0.00</b>	<b>\$1,547.02</b>	<b>78.81%</b>
<b>Total 2223 - AUDIOVISUAL SERVICES</b>			<b>\$5,587</b>	<b>\$0.00</b>	<b>\$0.00</b>	<b>\$5,586.70</b>	<b>\$1,008.67</b>	<b>\$0.00</b>	<b>\$4,578.03</b>	<b>81.95%</b>
<b>2225 - COMPUTER INSTRUCTION</b>										
<b>COMPUTER INSTRUCTION</b>										
1000222500	320	IN-DIST PROF DEVELOPMENT	0	0.00	0.00	0.00	0.00	0.00	0.00	0.00%
<b>Total COMPUTER INSTRUCTION</b>			<b>\$0</b>	<b>\$0.00</b>	<b>\$0.00</b>	<b>\$0.00</b>	<b>\$0.00</b>	<b>\$0.00</b>	<b>\$0.00</b>	<b>0.00%</b>
<b>Total 00 - DISTRICT-WIDE</b>			<b>\$0</b>	<b>\$0.00</b>	<b>\$0.00</b>	<b>\$0.00</b>	<b>\$0.00</b>	<b>\$0.00</b>	<b>\$0.00</b>	<b>0.00%</b>
<b>GMS COMPUTER INSTRUCTION</b>										
1011222500	430	REPAIRS & MAINTENANCE	1,000	0.00	0.00	1,000.00	521.14	0.00	478.86	47.89%
1011222500	440	RENTAL/LEASE INSTR EQUIP	28,000	0.00	0.00	28,000.00	13,968.94	13,968.94	62.12	0.22%
1011222500	531	TELEPHONE	0	0.00	0.00	0.00	0.00	0.00	0.00	0.00%



# Litchfield School District FY2016 Year-To-Date Budget Status Report

## Account Detail by Function

Budget Unit	Account	Account Title	Original Appropriation	Budget Amendments	Budget Transfers	Revised Budget	YTD Expended	Encumbered	Available Budget	Percent Available
1011222500	532	DATA COMMUNICATIONS	0	0.00	0.00	0.00	0.00	0.00	0.00	0.00%
1011222500	610	SUPPLIES	3,856	0.00	0.00	3,855.97	1,538.83	0.00	2,317.14	60.09%
1011222500	650	SOFTWARE	7,950	0.00	0.00	7,950.00	816.57	980.00	6,153.43	77.40%
1011222500	733	FURNITURE-ADDITIONAL	0	0.00	0.00	0.00	0.00	0.00	0.00	0.00%
1011222500	734	EQUIPMENT-ADDITIONAL	17,600	0.00	(485.25)	17,114.75	11,069.26	5,589.00	456.49	2.67%
1011222500	738	EQUIPMENT-REPLACEMENT	1,500	0.00	0.00	1,500.00	201.57	0.00	1,298.43	86.56%
<b>Total GMS COMPUTER INSTRUCTION</b>			<b>\$59,906</b>	<b>\$0.00</b>	<b>(\$485.25)</b>	<b>\$59,420.72</b>	<b>\$28,116.31</b>	<b>\$20,537.94</b>	<b>\$10,766.47</b>	<b>18.12%</b>
<b>Total 11 - GRIFFIN MEMORIAL SCHOOL</b>			<b>\$59,906</b>	<b>\$0.00</b>	<b>(\$485.25)</b>	<b>\$59,420.72</b>	<b>\$28,116.31</b>	<b>\$20,537.94</b>	<b>\$10,766.47</b>	<b>18.12%</b>
<b>LMS COMPUTER INSTRUCTION</b>										
1021222500	430	REPAIRS & MAINTENANCE	1,500	0.00	0.00	1,500.00	521.15	0.00	978.85	65.26%
1021222500	440	RENTAL/LEASE INSTR EQUIP	42,350	0.00	0.00	42,350.00	17,266.17	17,266.17	7,817.66	18.46%
1021222500	531	TELEPHONE	0	0.00	0.00	0.00	0.00	0.00	0.00	0.00%
1021222500	532	DATA COMMUNICATIONS	0	0.00	0.00	0.00	0.00	0.00	0.00	0.00%
1021222500	610	SUPPLIES	3,000	0.00	0.00	3,000.00	355.84	97.24	2,546.92	84.90%
1021222500	650	SOFTWARE	4,850	0.00	0.00	4,850.00	3,216.57	0.00	1,633.43	33.68%
1021222500	733	FURNITURE-ADDITIONAL	0	0.00	0.00	0.00	0.00	0.00	0.00	0.00%
1021222500	734	EQUIPMENT-ADDITIONAL	3,000	0.00	(1,224.00)	1,776.00	1,060.37	0.00	715.63	40.29%
1021222500	738	EQUIPMENT-REPLACEMENT	4,100	0.00	0.00	4,100.00	3,166.42	0.00	933.58	22.77%
<b>Total LMS COMPUTER INSTRUCTION</b>			<b>\$58,800</b>	<b>\$0.00</b>	<b>(\$1,224.00)</b>	<b>\$57,576.00</b>	<b>\$25,586.52</b>	<b>\$17,363.41</b>	<b>\$14,626.07</b>	<b>25.40%</b>
<b>Total 21 - LITCHFIELD MIDDLE SCHOOL</b>			<b>\$58,800</b>	<b>\$0.00</b>	<b>(\$1,224.00)</b>	<b>\$57,576.00</b>	<b>\$25,586.52</b>	<b>\$17,363.41</b>	<b>\$14,626.07</b>	<b>25.40%</b>
<b>CHS COMPUTER INSTRUCTION</b>										
1031222500	430	REPAIRS & MAINTENANCE	1,500	0.00	0.00	1,500.00	521.19	0.00	978.81	65.25%
1031222500	440	RENTAL/LEASE INSTR EQUIP	19,683	0.00	0.00	19,683.00	6,630.70	12,234.00	818.30	4.16%
1031222500	446	SOFTWARE LEASE	0	0.00	0.00	0.00	0.00	0.00	0.00	0.00%
1031222500	531	TELEPHONE	0	0.00	0.00	0.00	0.00	0.00	0.00	0.00%
1031222500	610	SUPPLIES	800	0.00	0.00	800.00	0.00	0.00	800.00	100.00%
1031222500	640	TEXTBOOK REPLACEMENT	0	0.00	0.00	0.00	0.00	0.00	0.00	0.00%
1031222500	650	SOFTWARE	5,387	0.00	0.00	5,387.00	851.97	0.00	4,535.03	84.18%
1031222500	734	EQUIPMENT-ADDITIONAL	1	0.00	7,485.25	7,486.25	6,157.43	0.00	1,328.82	17.75%
1031222500	738	EQUIPMENT-REPLACEMENT	7,750	0.00	0.00	7,750.00	1,969.95	141.00	5,639.05	72.76%
<b>Total CHS COMPUTER INSTRUCTION</b>			<b>\$35,121</b>	<b>\$0.00</b>	<b>\$7,485.25</b>	<b>\$42,606.25</b>	<b>\$16,131.24</b>	<b>\$12,375.00</b>	<b>\$14,100.01</b>	<b>33.09%</b>
<b>Total 31 - CAMPBELL HIGH SCHOOL</b>			<b>\$35,121</b>	<b>\$0.00</b>	<b>\$7,485.25</b>	<b>\$42,606.25</b>	<b>\$16,131.24</b>	<b>\$12,375.00</b>	<b>\$14,100.01</b>	<b>33.09%</b>
<b>Total 2225 - COMPUTER INSTRUCTION</b>			<b>\$153,827</b>	<b>\$0.00</b>	<b>\$5,776.00</b>	<b>\$159,602.97</b>	<b>\$69,834.07</b>	<b>\$50,276.35</b>	<b>\$39,492.55</b>	<b>24.74%</b>
<b>2311 - SCHOOL BOARD</b>										
<b>SCHOOL BOARD</b>										
1001231100	272	CONF/WORKSHOP REIMBURSE	200	0.00	0.00	200.00	0.00	0.00	200.00	100.00%
1001231100	320	IN-DIST PROF DEVELOPMENT	0	0.00	0.00	0.00	0.00	0.00	0.00	0.00%
1001231100	321	CONTRACTED SERVICES	0	0.00	0.00	0.00	0.00	0.00	0.00	0.00%
1001231100	534	POSTAGE/GENERAL EXPENSES	0	0.00	0.00	0.00	0.00	0.00	0.00	0.00%
1001231100	550	PRINTING & BINDING	0	0.00	0.00	0.00	0.00	0.00	0.00	0.00%
1001231100	580	TRAVEL	100	0.00	0.00	100.00	0.00	0.00	100.00	100.00%
1001231100	610	SUPPLIES	200	0.00	0.00	200.00	26.85	0.00	173.15	86.58%

# Litchfield School District FY2016 Year-To-Date Budget Status Report

## Account Detail by Function

Budget Unit	Account	Account Title	Original Appropriation	Budget Amendments	Budget Transfers	Revised Budget	YTD Expended	Encumbered	Available Budget	Percent Available
1001231100	635	PUBLICATIONS	0	0.00	0.00	0.00	0.00	0.00	0.00	0.00%
1001231100	810	DUES AND FEES	2	0.00	750.00	752.00	5,685.62	0.00	(4,933.62)	(656.07%)
1001231100	890	MISCELLANEOUS	1	0.00	0.00	1.00	0.00	0.00	1.00	100.00%
<b>Total SCHOOL BOARD</b>			<b>\$503</b>	<b>\$0.00</b>	<b>\$750.00</b>	<b>\$1,253.00</b>	<b>\$5,712.47</b>	<b>\$0.00</b>	<b>(\$4,459.47)</b>	<b>(355.90%)</b>
<b>Total 01 - SCHOOL BOARD</b>			<b>\$503</b>	<b>\$0.00</b>	<b>\$750.00</b>	<b>\$1,253.00</b>	<b>\$5,712.47</b>	<b>\$0.00</b>	<b>(\$4,459.47)</b>	<b>(355.90%)</b>
<b>Total 2311 - SCHOOL BOARD</b>			<b>\$503</b>	<b>\$0.00</b>	<b>\$750.00</b>	<b>\$1,253.00</b>	<b>\$5,712.47</b>	<b>\$0.00</b>	<b>(\$4,459.47)</b>	<b>(355.90%)</b>
<b>2312 - DISTRICT CLERK</b>										
<b>SCHOOL DISTRICT CLERK</b>										
1001231200	810	DUES AND FEES	0	0.00	0.00	0.00	0.00	0.00	0.00	0.00%
<b>Total SCHOOL DISTRICT CLERK</b>			<b>\$0</b>	<b>\$0.00</b>	<b>\$0.00</b>	<b>\$0.00</b>	<b>\$0.00</b>	<b>\$0.00</b>	<b>\$0.00</b>	<b>0.00%</b>
<b>Total 01 - SCHOOL BOARD</b>			<b>\$0</b>	<b>\$0.00</b>	<b>\$0.00</b>	<b>\$0.00</b>	<b>\$0.00</b>	<b>\$0.00</b>	<b>\$0.00</b>	<b>0.00%</b>
<b>Total 2312 - DISTRICT CLERK</b>			<b>\$0</b>	<b>\$0.00</b>	<b>\$0.00</b>	<b>\$0.00</b>	<b>\$0.00</b>	<b>\$0.00</b>	<b>\$0.00</b>	<b>0.00%</b>
<b>2313 - DISTRICT TREASURER</b>										
<b>SCHOOL DIST TREASURER</b>										
1001231300	580	TRAVEL	575	0.00	0.00	575.00	0.00	0.00	575.00	100.00%
1001231300	610	SUPPLIES	50	0.00	0.00	50.00	0.00	0.00	50.00	100.00%
1001231300	734	EQUIPMENT-ADDITIONAL	0	0.00	0.00	0.00	0.00	0.00	0.00	0.00%
1001231300	738	EQUIPMENT-REPLACEMENT	0	0.00	0.00	0.00	0.00	0.00	0.00	0.00%
<b>Total SCHOOL DIST TREASURER</b>			<b>\$625</b>	<b>\$0.00</b>	<b>\$0.00</b>	<b>\$625.00</b>	<b>\$0.00</b>	<b>\$0.00</b>	<b>\$625.00</b>	<b>100.00%</b>
<b>Total 01 - SCHOOL BOARD</b>			<b>\$625</b>	<b>\$0.00</b>	<b>\$0.00</b>	<b>\$625.00</b>	<b>\$0.00</b>	<b>\$0.00</b>	<b>\$625.00</b>	<b>100.00%</b>
<b>Total 2313 - DISTRICT TREASURER</b>			<b>\$625</b>	<b>\$0.00</b>	<b>\$0.00</b>	<b>\$625.00</b>	<b>\$0.00</b>	<b>\$0.00</b>	<b>\$625.00</b>	<b>100.00%</b>
<b>2314 - ELECTION SERVICES</b>										
<b>ELECTION SERVICES</b>										
1001231400	890	MISCELLANEOUS	1,400	0.00	0.00	1,400.00	0.00	0.00	1,400.00	100.00%
<b>Total ELECTION SERVICES</b>			<b>\$1,400</b>	<b>\$0.00</b>	<b>\$0.00</b>	<b>\$1,400.00</b>	<b>\$0.00</b>	<b>\$0.00</b>	<b>\$1,400.00</b>	<b>100.00%</b>
<b>Total 01 - SCHOOL BOARD</b>			<b>\$1,400</b>	<b>\$0.00</b>	<b>\$0.00</b>	<b>\$1,400.00</b>	<b>\$0.00</b>	<b>\$0.00</b>	<b>\$1,400.00</b>	<b>100.00%</b>
<b>Total 2314 - ELECTION SERVICES</b>			<b>\$1,400</b>	<b>\$0.00</b>	<b>\$0.00</b>	<b>\$1,400.00</b>	<b>\$0.00</b>	<b>\$0.00</b>	<b>\$1,400.00</b>	<b>100.00%</b>
<b>2317 - AUDIT</b>										
<b>AUDIT SERVICES</b>										
1001231700	331	AUDIT SERVICES	18,285	0.00	0.00	18,285.00	12,838.50	0.00	5,446.50	29.79%
<b>Total AUDIT SERVICES</b>			<b>\$18,285</b>	<b>\$0.00</b>	<b>\$0.00</b>	<b>\$18,285.00</b>	<b>\$12,838.50</b>	<b>\$0.00</b>	<b>\$5,446.50</b>	<b>29.79%</b>
<b>Total 01 - SCHOOL BOARD</b>			<b>\$18,285</b>	<b>\$0.00</b>	<b>\$0.00</b>	<b>\$18,285.00</b>	<b>\$12,838.50</b>	<b>\$0.00</b>	<b>\$5,446.50</b>	<b>29.79%</b>
<b>Total 2317 - AUDIT</b>			<b>\$18,285</b>	<b>\$0.00</b>	<b>\$0.00</b>	<b>\$18,285.00</b>	<b>\$12,838.50</b>	<b>\$0.00</b>	<b>\$5,446.50</b>	<b>29.79%</b>

# Litchfield School District FY2016 Year-To-Date Budget Status Report

## Account Detail by Function

Budget Unit	Account	Account Title	Original Appropriation	Budget Amendments	Budget Transfers	Revised Budget	YTD Expended	Encumbered	Available Budget	Percent Available
<b>2318 - LEGAL SERVICES</b>										
<b>LEGAL SERVICES</b>										
1001231800	330	PROFESSIONAL SERVICES	33,039	0.00	0.00	33,039.00	9,448.59	20,551.41	3,039.00	9.20%
<b>Total LEGAL SERVICES</b>			<b>\$33,039</b>	<b>\$0.00</b>	<b>\$0.00</b>	<b>\$33,039.00</b>	<b>\$9,448.59</b>	<b>\$20,551.41</b>	<b>\$3,039.00</b>	<b>9.20%</b>
<b>Total 01 - SCHOOL BOARD</b>			<b>\$33,039</b>	<b>\$0.00</b>	<b>\$0.00</b>	<b>\$33,039.00</b>	<b>\$9,448.59</b>	<b>\$20,551.41</b>	<b>\$3,039.00</b>	<b>9.20%</b>
<b>Total 2318 - LEGAL SERVICES</b>			<b>\$33,039</b>	<b>\$0.00</b>	<b>\$0.00</b>	<b>\$33,039.00</b>	<b>\$9,448.59</b>	<b>\$20,551.41</b>	<b>\$3,039.00</b>	<b>9.20%</b>
<b>2320 - DISTRICT ADMINISTRATION</b>										
<b>DISTRICT ADMINISTRATION</b>										
1090232000	272	CONF/WORKSHOP REIMBURSE	3,326	0.00	0.00	3,326.00	1,950.00	0.00	1,376.00	41.37%
1090232000	280	NEW HIRE EXPENSES	0	0.00	0.00	0.00	0.00	0.00	0.00	0.00%
1090232000	320	IN-DIST PROF DEVELOPMENT	0	0.00	0.00	0.00	0.00	0.00	0.00	0.00%
1090232000	330	PROFESSIONAL SERVICES	750	0.00	(750.00)	0.00	0.00	0.00	0.00	0.00%
1090232000	421	UTILITIES-DISPOSAL	300	0.00	0.00	300.00	50.00	0.00	250.00	83.33%
1090232000	430	REPAIRS & MAINTENANCE	100	0.00	0.00	100.00	0.00	0.00	100.00	100.00%
1090232000	440	RENTAL/LEASE INSTR EQUIP	8,443	0.00	0.00	8,443.00	3,663.79	3,598.00	1,181.21	13.99%
1090232000	534	POSTAGE/GENERAL EXPENSES	3,214	0.00	0.00	3,214.00	102.70	156.90	2,954.40	91.92%
1090232000	540	ADVERTISING	1,950	0.00	0.00	1,950.00	850.00	0.00	1,100.00	56.41%
1090232000	550	PRINTING & BINDING	250	0.00	0.00	250.00	0.00	0.00	250.00	100.00%
1090232000	580	TRAVEL	4,000	0.00	0.00	4,000.00	738.85	0.00	3,261.15	81.53%
1090232000	610	SUPPLIES	4,509	0.00	0.00	4,509.00	790.65	0.00	3,718.35	82.47%
1090232000	635	PUBLICATIONS	165	0.00	0.00	165.00	0.00	0.00	165.00	100.00%
1090232000	641	TEXTBOOKS - NEW	0	0.00	0.00	0.00	0.00	0.00	0.00	0.00%
1090232000	650	SOFTWARE	0	0.00	0.00	0.00	0.00	0.00	0.00	0.00%
1090232000	733	FURNITURE-ADDITIONAL	1	0.00	0.00	1.00	0.00	0.00	1.00	100.00%
1090232000	734	EQUIPMENT-ADDITIONAL	1	0.00	0.00	1.00	0.00	0.00	1.00	100.00%
1090232000	737	FURNITURE-REPLACEMENT	1	0.00	0.00	1.00	0.00	0.00	1.00	100.00%
1090232000	738	EQUIPMENT-REPLACEMENT	1	0.00	0.00	1.00	0.00	0.00	1.00	100.00%
1090232000	810	DUES AND FEES	2,150	0.00	0.00	2,150.00	1,423.43	0.00	726.57	33.79%
1090232000	890	MISCELLANEOUS	3,000	0.00	0.00	3,000.00	2,120.34	0.00	879.66	29.32%
<b>Total DISTRICT ADMINISTRATION</b>			<b>\$32,161</b>	<b>\$0.00</b>	<b>(\$750.00)</b>	<b>\$31,411.00</b>	<b>\$11,689.76</b>	<b>\$3,754.90</b>	<b>\$15,966.34</b>	<b>50.83%</b>
<b>Total 90 - SAU #27</b>			<b>\$32,161</b>	<b>\$0.00</b>	<b>(\$750.00)</b>	<b>\$31,411.00</b>	<b>\$11,689.76</b>	<b>\$3,754.90</b>	<b>\$15,966.34</b>	<b>50.83%</b>
<b>Total 2320 - DISTRICT ADMINISTRATION</b>			<b>\$32,161</b>	<b>\$0.00</b>	<b>(\$750.00)</b>	<b>\$31,411.00</b>	<b>\$11,689.76</b>	<b>\$3,754.90</b>	<b>\$15,966.34</b>	<b>50.83%</b>
<b>2332 - SPECIAL SERVICES ADMIN</b>										
<b>DW SPECIAL SERVICES ADMIN</b>										
1000233200	272	CONF/WORKSHOP REIMBURSE	2,540	0.00	0.00	2,540.00	1,370.00	0.00	1,170.00	46.06%
1000233200	320	IN-DIST PROF DEVELOPMENT	0	0.00	0.00	0.00	0.00	0.00	0.00	0.00%
1000233200	330	PROFESSIONAL SERVICES	0	0.00	0.00	0.00	0.00	0.00	0.00	0.00%
1000233200	421	UTILITIES-DISPOSAL	120	0.00	0.00	120.00	0.00	0.00	120.00	100.00%
1000233200	430	REPAIRS & MAINTENANCE	0	0.00	0.00	0.00	0.00	0.00	0.00	0.00%
1000233200	531	TELEPHONE	0	0.00	0.00	0.00	0.00	0.00	0.00	0.00%
1000233200	534	POSTAGE/GENERAL EXPENSES	0	0.00	0.00	0.00	0.00	0.00	0.00	0.00%
1000233200	580	TRAVEL	4,950	0.00	0.00	4,950.00	485.49	2,728.65	1,735.86	35.07%

# Litchfield School District FY2016 Year-To-Date Budget Status Report

## Account Detail by Function

Budget Unit	Account	Account Title	Original Appropriation	Budget Amendments	Budget Transfers	Revised Budget	YTD Expended	Encumbered	Available Budget	Percent Available
1000233200	610	SUPPLIES	1,215	0.00	(250.00)	965.00	580.40	0.00	384.60	39.85%
1000233200	640	TEXTBOOK REPLACEMENT	0	0.00	0.00	0.00	0.00	0.00	0.00	0.00%
1000233200	650	SOFTWARE	0	0.00	0.00	0.00	0.00	0.00	0.00	0.00%
1000233200	733	FURNITURE-ADDITIONAL	0	0.00	0.00	0.00	0.00	0.00	0.00	0.00%
1000233200	734	EQUIPMENT-ADDITIONAL	0	0.00	0.00	0.00	0.00	0.00	0.00	0.00%
1000233200	737	FURNITURE-REPLACEMENT	0	0.00	0.00	0.00	0.00	0.00	0.00	0.00%
1000233200	738	EQUIPMENT-REPLACEMENT	0	0.00	0.00	0.00	0.00	0.00	0.00	0.00%
1000233200	810	DUES AND FEES	1,022	0.00	0.00	1,022.00	400.00	0.00	622.00	60.86%
1000233200	820	DUES, SUBSCRIPTIONS	615	0.00	0.00	615.00	344.50	0.00	270.50	43.98%
<b>Total DW SPECIAL SERVICES ADMIN</b>			<b>\$10,462</b>	<b>\$0.00</b>	<b>(\$250.00)</b>	<b>\$10,212.00</b>	<b>\$3,180.39</b>	<b>\$2,728.65</b>	<b>\$4,302.96</b>	<b>42.14%</b>
<b>Total 00 - DISTRICT-WIDE</b>			<b>\$10,462</b>	<b>\$0.00</b>	<b>(\$250.00)</b>	<b>\$10,212.00</b>	<b>\$3,180.39</b>	<b>\$2,728.65</b>	<b>\$4,302.96</b>	<b>42.14%</b>
<b>Total 2332 - SPECIAL SERVICES ADMIN</b>			<b>\$10,462</b>	<b>\$0.00</b>	<b>(\$250.00)</b>	<b>\$10,212.00</b>	<b>\$3,180.39</b>	<b>\$2,728.65</b>	<b>\$4,302.96</b>	<b>42.14%</b>
<b>2410 - SCHOOL ADMINISTRATION</b>										
<b>GMS SCHOOL ADMINISTRATION</b>										
1011241000	272	CONF/WORKSHOP REIMBURSE	1,770	0.00	0.00	1,770.00	104.94	0.00	1,665.06	94.07%
1011241000	320	IN-DIST PROF DEVELOPMENT	0	0.00	0.00	0.00	0.00	0.00	0.00	0.00%
1011241000	430	REPAIRS & MAINTENANCE	150	0.00	0.00	150.00	0.00	0.00	150.00	100.00%
1011241000	531	TELEPHONE	0	0.00	0.00	0.00	0.00	0.00	0.00	0.00%
1011241000	534	POSTAGE/GENERAL EXPENSES	1,821	0.00	0.00	1,820.52	912.03	486.09	422.40	23.20%
1011241000	580	TRAVEL	2,568	0.00	0.00	2,568.35	0.00	0.00	2,568.35	100.00%
1011241000	610	SUPPLIES	2,037	0.00	(314.89)	1,722.00	796.23	0.00	925.77	53.76%
1011241000	640	TEXTBOOK REPLACEMENT	115	0.00	0.00	115.00	0.00	0.00	115.00	100.00%
1011241000	641	TEXTBOOKS - NEW	0	0.00	0.00	0.00	0.00	0.00	0.00	0.00%
1011241000	650	SOFTWARE	0	0.00	0.00	0.00	0.00	0.00	0.00	0.00%
1011241000	737	FURNITURE-REPLACEMENT	0	0.00	0.00	0.00	0.00	0.00	0.00	0.00%
1011241000	738	EQUIPMENT-REPLACEMENT	0	0.00	0.00	0.00	0.00	0.00	0.00	0.00%
1011241000	810	DUES AND FEES	1,743	0.00	45.00	1,788.00	1,788.00	0.00	0.00	0.00%
1011241000	890	MISCELLANEOUS	1,000	0.00	0.00	1,000.00	798.31	0.00	201.69	20.17%
<b>Total GMS SCHOOL ADMINISTRATION</b>			<b>\$11,204</b>	<b>\$0.00</b>	<b>(\$269.89)</b>	<b>\$10,933.87</b>	<b>\$4,399.51</b>	<b>\$486.09</b>	<b>\$6,048.27</b>	<b>55.32%</b>
<b>Total 11 - GRIFFIN MEMORIAL SCHOOL</b>			<b>\$11,204</b>	<b>\$0.00</b>	<b>(\$269.89)</b>	<b>\$10,933.87</b>	<b>\$4,399.51</b>	<b>\$486.09</b>	<b>\$6,048.27</b>	<b>55.32%</b>
<b>LMS SCHOOL ADMINISTRATION</b>										
1021241000	272	CONF/WORKSHOP REIMBURSE	1,860	0.00	0.00	1,860.00	503.00	0.00	1,357.00	72.96%
1021241000	320	IN-DIST PROF DEVELOPMENT	0	0.00	0.00	0.00	0.00	0.00	0.00	0.00%
1021241000	440	RENTAL/LEASE INSTR EQUIP	0	0.00	0.00	0.00	0.00	0.00	0.00	0.00%
1021241000	531	TELEPHONE	0	0.00	0.00	0.00	0.00	0.00	0.00	0.00%
1021241000	534	POSTAGE/GENERAL EXPENSES	2,187	0.00	0.00	2,187.00	467.24	1,133.04	586.72	26.83%
1021241000	580	TRAVEL	3,893	0.00	0.00	3,893.00	86.26	0.00	3,806.74	97.78%
1021241000	610	SUPPLIES	905	0.00	0.00	905.00	225.20	0.00	679.80	75.12%
1021241000	641	TEXTBOOKS - NEW	87	0.00	(46.00)	41.00	0.00	0.00	41.00	100.00%
1021241000	650	SOFTWARE	0	0.00	0.00	0.00	0.00	0.00	0.00	0.00%
1021241000	733	FURNITURE-ADDITIONAL	0	0.00	0.00	0.00	0.00	0.00	0.00	0.00%
1021241000	738	EQUIPMENT-REPLACEMENT	0	0.00	0.00	0.00	0.00	0.00	0.00	0.00%

# Litchfield School District FY2016 Year-To-Date Budget Status Report

## Account Detail by Function

Budget Unit	Account	Account Title	Original Appropriation	Budget Amendments	Budget Transfers	Revised Budget	YTD Expended	Encumbered	Available Budget	Percent Available
1021241000	810	DUES AND FEES	2,917	0.00	0.00	2,917.00	2,108.00	0.00	809.00	27.73%
1021241000	890	MISCELLANEOUS	833	0.00	0.00	833.00	442.39	0.00	390.61	46.89%
<b>Total LMS SCHOOL ADMINISTRATION</b>			<b>\$12,682</b>	<b>\$0.00</b>	<b>(\$46.00)</b>	<b>\$12,636.00</b>	<b>\$3,832.09</b>	<b>\$1,133.04</b>	<b>\$7,670.87</b>	<b>60.71%</b>
<b>Total 21 - LITCHFIELD MIDDLE SCHOOL</b>			<b>\$12,682</b>	<b>\$0.00</b>	<b>(\$46.00)</b>	<b>\$12,636.00</b>	<b>\$3,832.09</b>	<b>\$1,133.04</b>	<b>\$7,670.87</b>	<b>60.71%</b>
<b>CHS SCHOOL ADMINISTRATION</b>										
1031241000	272	CONF/WORKSHOP REIMBURSE	3,680	0.00	0.00	3,680.00	0.00	149.99	3,530.01	95.92%
1031241000	320	IN-DIST PROF DEVELOPMENT	0	0.00	0.00	0.00	0.00	0.00	0.00	0.00%
1031241000	421	UTILITIES-DISPOSAL	500	0.00	0.00	500.00	50.00	0.00	450.00	90.00%
1031241000	531	TELEPHONE	0	0.00	0.00	0.00	0.00	0.00	0.00	0.00%
1031241000	534	POSTAGE/GENERAL EXPENSES	4,775	0.00	1,075.00	5,850.00	2,585.88	627.60	2,636.52	45.07%
1031241000	550	PRINTING & BINDING	6,903	0.00	0.00	6,903.00	3,832.20	0.00	3,070.80	44.49%
1031241000	580	TRAVEL	5,900	0.00	0.00	5,900.00	164.74	0.00	5,735.26	97.21%
1031241000	610	SUPPLIES	1,800	0.00	0.00	1,800.00	273.57	0.00	1,526.43	84.80%
1031241000	641	TEXTBOOKS - NEW	425	0.00	0.00	425.00	0.00	0.00	425.00	100.00%
1031241000	643	PERIODICALS - PRINT	0	0.00	0.00	0.00	0.00	0.00	0.00	0.00%
1031241000	650	SOFTWARE	0	0.00	0.00	0.00	0.00	0.00	0.00	0.00%
1031241000	733	FURNITURE-ADDITIONAL	1	0.00	0.00	1.00	0.00	0.00	1.00	100.00%
1031241000	734	EQUIPMENT-ADDITIONAL	1	0.00	0.00	1.00	0.00	0.00	1.00	100.00%
1031241000	737	FURNITURE-REPLACEMENT	1	0.00	0.00	1.00	0.00	0.00	1.00	100.00%
1031241000	738	EQUIPMENT-REPLACEMENT	1	0.00	0.00	1.00	0.00	0.00	1.00	100.00%
1031241000	810	DUES AND FEES	5,033	0.00	0.00	5,033.00	4,965.00	0.00	68.00	1.35%
1031241000	890	MISCELLANEOUS	2,000	0.00	0.00	2,000.00	1,026.04	0.00	973.96	48.70%
<b>Total CHS SCHOOL ADMINISTRATION</b>			<b>\$31,020</b>	<b>\$0.00</b>	<b>\$1,075.00</b>	<b>\$32,095.00</b>	<b>\$12,897.43</b>	<b>\$777.59</b>	<b>\$18,419.98</b>	<b>57.39%</b>
<b>Total 31 - CAMPBELL HIGH SCHOOL</b>			<b>\$31,020</b>	<b>\$0.00</b>	<b>\$1,075.00</b>	<b>\$32,095.00</b>	<b>\$12,897.43</b>	<b>\$777.59</b>	<b>\$18,419.98</b>	<b>57.39%</b>
<b>Total 2410 - SCHOOL ADMINISTRATION</b>			<b>\$54,906</b>	<b>\$0.00</b>	<b>\$759.11</b>	<b>\$55,664.87</b>	<b>\$21,129.03</b>	<b>\$2,396.72</b>	<b>\$32,139.12</b>	<b>57.74%</b>
<b>2490 - OTHER SUPPORT SERVICES</b>										
<b>GMS OTHER SUPPORT SVCS</b>										
1011249000	615	REPORT CARDS/RECORDS	500	0.00	0.00	500.00	345.30	0.00	154.70	30.94%
<b>Total GMS OTHER SUPPORT SVCS</b>			<b>\$500</b>	<b>\$0.00</b>	<b>\$0.00</b>	<b>\$500.00</b>	<b>\$345.30</b>	<b>\$0.00</b>	<b>\$154.70</b>	<b>30.94%</b>
<b>Total 11 - GRIFFIN MEMORIAL SCHOOL</b>			<b>\$500</b>	<b>\$0.00</b>	<b>\$0.00</b>	<b>\$500.00</b>	<b>\$345.30</b>	<b>\$0.00</b>	<b>\$154.70</b>	<b>30.94%</b>
<b>LMS OTHER SUPPORT SVCS</b>										
1021249000	615	REPORT CARDS/RECORDS	1,085	0.00	0.00	1,085.00	645.31	0.00	439.69	40.52%
1021249000	890	MISCELLANEOUS	2,590	0.00	0.00	2,590.00	0.00	0.00	2,590.00	100.00%
<b>Total LMS OTHER SUPPORT SVCS</b>			<b>\$3,675</b>	<b>\$0.00</b>	<b>\$0.00</b>	<b>\$3,675.00</b>	<b>\$645.31</b>	<b>\$0.00</b>	<b>\$3,029.69</b>	<b>82.44%</b>
<b>Total 21 - LITCHFIELD MIDDLE SCHOOL</b>			<b>\$3,675</b>	<b>\$0.00</b>	<b>\$0.00</b>	<b>\$3,675.00</b>	<b>\$645.31</b>	<b>\$0.00</b>	<b>\$3,029.69</b>	<b>82.44%</b>

## Litchfield School District FY2016 Year-To-Date Budget Status Report

### Account Detail by Function

Budget Unit	Account	Account Title	Original Appropriation	Budget Amendments	Budget Transfers	Revised Budget	YTD Expended	Encumbered	Available Budget	Percent Available
<b>CHS OTHER SUPPORT SVCS</b>										
1031249000	615	REPORT CARDS/RECORDS	1,000	0.00	0.00	1,000.00	0.00	0.00	1,000.00	100.00%
1031249000	890	MISCELLANEOUS	6,584	0.00	0.00	6,584.00	363.35	0.00	6,220.65	94.48%
<b>Total CHS OTHER SUPPORT SVCS</b>			<b>\$7,584</b>	<b>\$0.00</b>	<b>\$0.00</b>	<b>\$7,584.00</b>	<b>\$363.35</b>	<b>\$0.00</b>	<b>\$7,220.65</b>	<b>95.21%</b>
<b>Total 31 - CAMPBELL HIGH SCHOOL</b>			<b>\$7,584</b>	<b>\$0.00</b>	<b>\$0.00</b>	<b>\$7,584.00</b>	<b>\$363.35</b>	<b>\$0.00</b>	<b>\$7,220.65</b>	<b>95.21%</b>
<b>Total 2490 - OTHER SUPPORT SERVICES</b>			<b>\$11,759</b>	<b>\$0.00</b>	<b>\$0.00</b>	<b>\$11,759.00</b>	<b>\$1,353.96</b>	<b>\$0.00</b>	<b>\$10,405.04</b>	<b>88.49%</b>
<b>2510 - BUSINESS/FINANCE OFFICE</b>										
<b>DW BUSINESS &amp; FINANCE</b>										
1000251000	272	CONF/WORKSHOP REIMBURSE	2,400	0.00	0.00	2,400.00	0.00	0.00	2,400.00	100.00%
1000251000	330	PROFESSIONAL SERVICES	0	0.00	0.00	0.00	0.00	0.00	0.00	0.00%
1000251000	440	RENTAL/LEASE INSTR EQUIP	0	0.00	0.00	0.00	0.00	0.00	0.00	0.00%
1000251000	446	SOFTWARE LEASE	4,000	0.00	0.00	4,000.00	3,674.55	0.00	325.45	8.14%
1000251000	550	PRINTING & BINDING	150	0.00	0.00	150.00	0.00	0.00	150.00	100.00%
1000251000	610	SUPPLIES	1,000	0.00	0.00	1,000.00	0.00	0.00	1,000.00	100.00%
1000251000	734	EQUIPMENT-ADDITIONAL	0	0.00	0.00	0.00	0.00	0.00	0.00	0.00%
1000251000	890	MISCELLANEOUS	1,381	0.00	0.00	1,381.00	1,316.00	0.00	65.00	4.71%
<b>Total DW BUSINESS &amp; FINANCE</b>			<b>\$8,931</b>	<b>\$0.00</b>	<b>\$0.00</b>	<b>\$8,931.00</b>	<b>\$4,990.55</b>	<b>\$0.00</b>	<b>\$3,940.45</b>	<b>44.12%</b>
<b>Total 00 - DISTRICT-WIDE</b>			<b>\$8,931</b>	<b>\$0.00</b>	<b>\$0.00</b>	<b>\$8,931.00</b>	<b>\$4,990.55</b>	<b>\$0.00</b>	<b>\$3,940.45</b>	<b>44.12%</b>
<b>BUSINESS/FINANCE OFFICE</b>										
1090251000	272	CONF/WORKSHOP REIMBURSE	5,185	0.00	0.00	5,185.00	2,236.50	262.50	2,686.00	51.80%
1090251000	330	PROFESSIONAL SERVICES	6,800	0.00	0.00	6,800.00	6,540.25	0.00	259.75	3.82%
1090251000	430	REPAIRS & MAINTENANCE	250	0.00	0.00	250.00	0.00	0.00	250.00	100.00%
1090251000	440	RENTAL/LEASE INSTR EQUIP	0	0.00	0.00	0.00	0.00	0.00	0.00	0.00%
1090251000	446	SOFTWARE LEASE	45,947	0.00	0.00	45,946.96	17,118.80	15,054.72	13,773.44	29.98%
1090251000	550	PRINTING & BINDING	175	0.00	0.00	175.00	0.00	0.00	175.00	100.00%
1090251000	580	TRAVEL	4,800	0.00	0.00	4,800.00	2,750.71	0.00	2,049.29	42.69%
1090251000	610	SUPPLIES	5,000	0.00	0.00	5,000.00	1,307.21	25.11	3,667.68	73.35%
1090251000	650	SOFTWARE	0	0.00	0.00	0.00	0.00	0.00	0.00	0.00%
1090251000	733	FURNITURE-ADDITIONAL	875	0.00	0.00	875.00	0.00	0.00	875.00	100.00%
1090251000	734	EQUIPMENT-ADDITIONAL	1	0.00	0.00	1.00	0.00	0.00	1.00	100.00%
1090251000	737	FURNITURE-REPLACEMENT	1	0.00	0.00	1.00	0.00	0.00	1.00	100.00%
1090251000	738	EQUIPMENT-REPLACEMENT	1	0.00	0.00	1.00	0.00	0.00	1.00	100.00%
1090251000	810	DUES AND FEES	2,125	0.00	0.00	2,125.00	0.00	0.00	2,125.00	100.00%
1090251000	890	MISCELLANEOUS	100	0.00	0.00	100.00	190.21	0.00	(90.21)	(90.21%)
<b>Total BUSINESS/FINANCE OFFICE</b>			<b>\$71,260</b>	<b>\$0.00</b>	<b>\$0.00</b>	<b>\$71,259.96</b>	<b>\$30,143.68</b>	<b>\$15,342.33</b>	<b>\$25,773.95</b>	<b>36.17%</b>
<b>Total 90 - SAU #27</b>			<b>\$71,260</b>	<b>\$0.00</b>	<b>\$0.00</b>	<b>\$71,259.96</b>	<b>\$30,143.68</b>	<b>\$15,342.33</b>	<b>\$25,773.95</b>	<b>36.17%</b>
<b>Total 2510 - BUSINESS/FINANCE OFFICE</b>			<b>\$80,191</b>	<b>\$0.00</b>	<b>\$0.00</b>	<b>\$80,190.96</b>	<b>\$35,134.23</b>	<b>\$15,342.33</b>	<b>\$29,714.40</b>	<b>37.05%</b>
<b>2610 - CUSTODIAL SERVICES</b>										
<b>GMS CUSTODIAL SERVICES</b>										
1011261000	272	CONF/WORKSHOP REIMBURSE	500	0.00	0.00	500.00	0.00	0.00	500.00	100.00%
1011261000	330	PROFESSIONAL SERVICES	0	0.00	0.00	0.00	0.00	0.00	0.00	0.00%

# Litchfield School District FY2016 Year-To-Date Budget Status Report

## Account Detail by Function

Budget Unit	Account	Account Title	Original Appropriation	Budget Amendments	Budget Transfers	Revised Budget	YTD Expended	Encumbered	Available Budget	Percent Available
1011261000	430	REPAIRS & MAINTENANCE	1	0.00	0.00	1.00	0.00	0.00	1.00	100.00%
1011261000	580	TRAVEL	410	0.00	0.00	410.00	0.00	0.00	410.00	100.00%
1011261000	610	SUPPLIES	24,640	0.00	0.00	24,640.00	1,172.81	0.00	23,467.19	95.24%
1011261000	734	EQUIPMENT-ADDITIONAL	1,000	0.00	0.00	1,000.00	0.00	0.00	1,000.00	100.00%
1011261000	738	EQUIPMENT-REPLACEMENT	1	0.00	0.00	1.00	0.00	0.00	1.00	100.00%
<b>Total GMS CUSTODIAL SERVICES</b>			<b>\$26,552</b>	<b>\$0.00</b>	<b>\$0.00</b>	<b>\$26,552.00</b>	<b>\$1,172.81</b>	<b>\$0.00</b>	<b>\$25,379.19</b>	<b>95.58%</b>
<b>Total 11 - GRIFFIN MEMORIAL SCHOOL</b>			<b>\$26,552</b>	<b>\$0.00</b>	<b>\$0.00</b>	<b>\$26,552.00</b>	<b>\$1,172.81</b>	<b>\$0.00</b>	<b>\$25,379.19</b>	<b>95.58%</b>
<b>LMS CUSTODIAL SERVICES</b>										
1021261000	272	CONF/WORKSHOP REIMBURSE	500	0.00	0.00	500.00	0.00	0.00	500.00	100.00%
1021261000	430	REPAIRS & MAINTENANCE	1	0.00	0.00	1.00	0.00	0.00	1.00	100.00%
1021261000	580	TRAVEL	410	0.00	0.00	410.00	75.90	0.00	334.10	81.49%
1021261000	610	SUPPLIES	23,000	0.00	0.00	23,000.00	7,174.49	124.96	15,700.55	68.26%
1021261000	734	EQUIPMENT-ADDITIONAL	1,000	0.00	0.00	1,000.00	0.00	0.00	1,000.00	100.00%
1021261000	738	EQUIPMENT-REPLACEMENT	6,000	0.00	0.00	6,000.00	5,999.00	0.00	1.00	0.02%
<b>Total LMS CUSTODIAL SERVICES</b>			<b>\$30,911</b>	<b>\$0.00</b>	<b>\$0.00</b>	<b>\$30,911.00</b>	<b>\$13,249.39</b>	<b>\$124.96</b>	<b>\$17,536.65</b>	<b>56.73%</b>
<b>Total 21 - LITCHFIELD MIDDLE SCHOOL</b>			<b>\$30,911</b>	<b>\$0.00</b>	<b>\$0.00</b>	<b>\$30,911.00</b>	<b>\$13,249.39</b>	<b>\$124.96</b>	<b>\$17,536.65</b>	<b>56.73%</b>
<b>CHS CUSTODIAL SERVICES</b>										
1031261000	272	CONF/WORKSHOP REIMBURSE	360	0.00	0.00	360.00	0.00	0.00	360.00	100.00%
1031261000	430	REPAIRS & MAINTENANCE	3,000	0.00	0.00	3,000.00	2,618.50	110.00	271.50	9.05%
1031261000	534	POSTAGE/GENERAL EXPENSES	0	0.00	0.00	0.00	0.00	0.00	0.00	0.00%
1031261000	580	TRAVEL	400	0.00	0.00	400.00	0.00	0.00	400.00	100.00%
1031261000	610	SUPPLIES	23,354	0.00	0.00	23,354.00	5,831.23	403.99	17,118.78	73.30%
1031261000	733	FURNITURE-ADDITIONAL	0	0.00	0.00	0.00	0.00	0.00	0.00	0.00%
1031261000	734	EQUIPMENT-ADDITIONAL	0	0.00	0.00	0.00	0.00	0.00	0.00	0.00%
1031261000	737	FURNITURE-REPLACEMENT	5,780	0.00	0.00	5,780.00	0.00	0.00	5,780.00	100.00%
1031261000	738	EQUIPMENT-REPLACEMENT	0	0.00	807.32	807.32	0.00	0.00	807.32	100.00%
<b>Total CHS CUSTODIAL SERVICES</b>			<b>\$32,894</b>	<b>\$0.00</b>	<b>\$807.32</b>	<b>\$33,701.32</b>	<b>\$8,449.73</b>	<b>\$513.99</b>	<b>\$24,737.60</b>	<b>73.40%</b>
<b>Total 31 - CAMPBELL HIGH SCHOOL</b>			<b>\$32,894</b>	<b>\$0.00</b>	<b>\$807.32</b>	<b>\$33,701.32</b>	<b>\$8,449.73</b>	<b>\$513.99</b>	<b>\$24,737.60</b>	<b>73.40%</b>
<b>Total 2610 - CUSTODIAL SERVICES</b>			<b>\$90,357</b>	<b>\$0.00</b>	<b>\$807.32</b>	<b>\$91,164.32</b>	<b>\$22,871.93</b>	<b>\$638.95</b>	<b>\$67,653.44</b>	<b>74.21%</b>
<b>2620 - BUILDING SERVICES</b>										
<b>DW BUILDING SERVICES</b>										
1000262000	272	CONF/WORKSHOP REIMBURSE	1,100	0.00	0.00	1,100.00	0.00	0.00	1,100.00	100.00%
1000262000	330	PROFESSIONAL SERVICES	6,500	0.00	0.00	6,500.00	2,200.00	0.00	4,300.00	66.15%
1000262000	430	REPAIRS & MAINTENANCE	2,000	0.00	0.00	2,000.00	1,517.49	0.00	482.51	24.13%
1000262000	442	EQUIP RENTAL	2,750	0.00	0.00	2,750.00	0.00	0.00	2,750.00	100.00%
1000262000	446	SOFTWARE LEASE	5,500	0.00	0.00	5,500.00	6,104.47	0.00	(604.47)	(10.99%)
1000262000	521	INSURANCE PROP/LIABILITY	61,363	0.00	0.00	61,363.00	62,742.00	0.00	(1,379.00)	(2.25%)
1000262000	580	TRAVEL	3,000	0.00	0.00	3,000.00	0.00	0.00	3,000.00	100.00%
1000262000	641	TEXTBOOKS - NEW	100	0.00	0.00	100.00	0.00	0.00	100.00	100.00%
1000262000	810	DUES AND FEES	400	0.00	0.00	400.00	100.00	0.00	300.00	75.00%
<b>Total DW BUILDING SERVICES</b>			<b>\$82,713</b>	<b>\$0.00</b>	<b>\$0.00</b>	<b>\$82,713.00</b>	<b>\$72,663.96</b>	<b>\$0.00</b>	<b>\$10,049.04</b>	<b>12.15%</b>
<b>Total 00 - DISTRICT-WIDE</b>			<b>\$82,713</b>	<b>\$0.00</b>	<b>\$0.00</b>	<b>\$82,713.00</b>	<b>\$72,663.96</b>	<b>\$0.00</b>	<b>\$10,049.04</b>	<b>12.15%</b>

# Litchfield School District FY2016 Year-To-Date Budget Status Report

## Account Detail by Function

Budget Unit	Account	Account Title	Original Appropriation	Budget Amendments	Budget Transfers	Revised Budget	YTD Expended	Encumbered	Available Budget	Percent Available
<b>GMS BUILDING SERVICES</b>										
1011262000	411	UTILITIES-WATER	8,200	0.00	0.00	8,200.00	2,152.16	6,047.84	0.00	0.00%
1011262000	412	UTILITIES-SEWER	3,800	0.00	0.00	3,800.00	0.00	0.00	3,800.00	100.00%
1011262000	421	UTILITIES-DISPOSAL	7,200	0.00	0.00	7,200.00	2,886.11	4,211.93	101.96	1.42%
1011262000	430	REPAIRS & MAINTENANCE	79,085	0.00	(526.95)	78,558.05	64,153.56	3,800.00	10,604.49	13.50%
1011262000	431	PAINTING	3,200	0.00	0.00	3,200.00	0.00	2,000.00	1,200.00	37.50%
1011262000	432	BOILER REPAIR & MAINT	3,000	0.00	526.95	3,526.95	1,026.95	2,499.00	1.00	0.03%
1011262000	433	CONTRACTOR REPAIR & MAINT	0	0.00	0.00	0.00	0.00	0.00	0.00	0.00%
1011262000	434	AIR QUALITY	1,200	0.00	0.00	1,200.00	0.00	0.00	1,200.00	100.00%
1011262000	442	EQUIP RENTAL	1,548	0.00	0.00	1,548.00	645.00	903.00	0.00	0.00%
1011262000	460	INSPECTIONS	350	0.00	0.00	350.00	0.00	0.00	350.00	100.00%
1011262000	536	AIR QUALITY	0	0.00	0.00	0.00	0.00	0.00	0.00	0.00%
1011262000	610	SUPPLIES	1,200	0.00	0.00	1,200.00	220.71	0.00	979.29	81.61%
1011262000	622	UTILITIES-ELECTRIC	47,772	0.00	0.00	47,772.12	14,101.16	33,670.84	0.12	0.00%
1011262000	623	UTIL-BOTTLED GAS	3,856	0.00	0.00	3,856.00	164.44	3,691.56	0.00	0.00%
1011262000	624	FUEL OIL	43,000	0.00	0.00	43,000.00	8,187.95	34,812.05	0.00	0.00%
1011262000	720	BUILDING IMPROVEMENT	0	0.00	0.00	0.00	0.00	0.00	0.00	0.00%
1011262000	734	EQUIPMENT-ADDITIONAL	0	0.00	0.00	0.00	0.00	0.00	0.00	0.00%
1011262000	737	FURNITURE-REPLACEMENT	0	0.00	0.00	0.00	0.00	0.00	0.00	0.00%
1011262000	738	EQUIPMENT-REPLACEMENT	0	0.00	0.00	0.00	0.00	0.00	0.00	0.00%
1011262000	890	MISCELLANEOUS	0	0.00	0.00	0.00	0.00	0.00	0.00	0.00%
<b>Total GMS BUILDING SERVICES</b>			<b>\$203,411</b>	<b>\$0.00</b>	<b>\$0.00</b>	<b>\$203,411.12</b>	<b>\$93,538.04</b>	<b>\$91,636.22</b>	<b>\$18,236.86</b>	<b>8.97%</b>
<b>Total 11 - GRIFFIN MEMORIAL SCHOOL</b>			<b>\$203,411</b>	<b>\$0.00</b>	<b>\$0.00</b>	<b>\$203,411.12</b>	<b>\$93,538.04</b>	<b>\$91,636.22</b>	<b>\$18,236.86</b>	<b>8.97%</b>
<b>LMS BUILDING SERVICES</b>										
1021262000	411	UTILITIES-WATER	16,800	0.00	0.00	16,800.00	5,043.16	10,856.84	900.00	5.36%
1021262000	412	UTILITIES-SEWER	3,800	0.00	0.00	3,800.00	0.00	0.00	3,800.00	100.00%
1021262000	421	UTILITIES-DISPOSAL	7,200	0.00	0.00	7,200.00	2,805.11	3,912.01	482.88	6.71%
1021262000	430	REPAIRS & MAINTENANCE	78,873	0.00	0.00	78,873.00	50,699.75	1,654.45	26,518.80	33.62%
1021262000	431	PAINTING	1,500	0.00	0.00	1,500.00	0.00	0.00	1,500.00	100.00%
1021262000	432	BOILER REPAIR & MAINT	3,500	0.00	0.00	3,500.00	0.00	2,000.00	1,500.00	42.86%
1021262000	433	CONTRACTOR REPAIR & MAINT	0	0.00	0.00	0.00	0.00	0.00	0.00	0.00%
1021262000	434	AIR QUALITY	1,200	0.00	0.00	1,200.00	0.00	0.00	1,200.00	100.00%
1021262000	536	AIR QUALITY	0	0.00	0.00	0.00	0.00	0.00	0.00	0.00%
1021262000	610	SUPPLIES	6,900	0.00	0.00	6,900.00	1,678.33	0.00	5,221.67	75.68%
1021262000	622	UTILITIES-ELECTRIC	72,490	0.00	0.00	72,489.84	17,512.40	54,977.44	0.00	0.00%
1021262000	623	UTIL-BOTTLED GAS	3,856	0.00	0.00	3,856.32	0.00	3,856.00	0.32	0.01%
1021262000	624	FUEL OIL	43,000	0.00	0.00	43,000.00	10,235.45	32,764.55	0.00	0.00%
1021262000	734	EQUIPMENT-ADDITIONAL	466	0.00	0.00	466.00	0.00	0.00	466.00	100.00%
1021262000	737	FURNITURE-REPLACEMENT	1	0.00	0.00	1.00	0.00	0.00	1.00	100.00%
1021262000	738	EQUIPMENT-REPLACEMENT	3,450	0.00	0.00	3,450.00	0.00	0.00	3,450.00	100.00%
<b>Total LMS BUILDING SERVICES</b>			<b>\$243,036</b>	<b>\$0.00</b>	<b>\$0.00</b>	<b>\$243,036.16</b>	<b>\$87,974.20</b>	<b>\$110,021.29</b>	<b>\$45,040.67</b>	<b>18.53%</b>
<b>Total 21 - LITCHFIELD MIDDLE SCHOOL</b>			<b>\$243,036</b>	<b>\$0.00</b>	<b>\$0.00</b>	<b>\$243,036.16</b>	<b>\$87,974.20</b>	<b>\$110,021.29</b>	<b>\$45,040.67</b>	<b>18.53%</b>



# Litchfield School District FY2016 Year-To-Date Budget Status Report

## Account Detail by Function

Budget Unit	Account	Account Title	Original Appropriation	Budget Amendments	Budget Transfers	Revised Budget	YTD Expended	Encumbered	Available Budget	Percent Available
<b>CHS BUILDING SERVICES</b>										
1031262000	411	UTILITIES-WATER	11,800	0.00	0.00	11,800.00	3,231.16	8,568.84	0.00	0.00%
1031262000	412	UTILITIES-SEWER	3,800	0.00	0.00	3,800.00	0.00	0.00	3,800.00	100.00%
1031262000	421	UTILITIES-DISPOSAL	7,200	0.00	0.00	7,200.00	2,501.11	3,911.93	786.96	10.93%
1031262000	430	REPAIRS & MAINTENANCE	61,498	0.00	0.00	61,498.00	30,036.95	0.00	31,461.05	51.16%
1031262000	431	PAINTING	3,000	0.00	0.00	3,000.00	0.00	0.00	3,000.00	100.00%
1031262000	432	BOILER REPAIR & MAINT	3,000	0.00	0.00	3,000.00	0.00	0.00	3,000.00	100.00%
1031262000	433	CONTRACTOR REPAIR & MAINT	0	0.00	0.00	0.00	0.00	0.00	0.00	0.00%
1031262000	434	AIR QUALITY	13,200	0.00	0.00	13,200.00	0.00	0.00	13,200.00	100.00%
1031262000	442	EQUIP RENTAL	0	0.00	0.00	0.00	0.00	0.00	0.00	0.00%
1031262000	536	AIR QUALITY	0	0.00	0.00	0.00	0.00	0.00	0.00	0.00%
1031262000	610	SUPPLIES	10,625	0.00	0.00	10,625.00	9,730.08	720.00	174.92	1.65%
1031262000	622	UTILITIES-ELECTRIC	116,676	0.00	0.00	116,675.68	32,597.49	84,078.19	0.00	0.00%
1031262000	623	UTIL-BOTTLED GAS	88,992	0.00	(7,000.00)	81,992.00	7,052.84	74,939.16	0.00	0.00%
1031262000	733	FURNITURE-ADDITIONAL	0	0.00	0.00	0.00	0.00	0.00	0.00	0.00%
1031262000	734	EQUIPMENT-ADDITIONAL	0	0.00	0.00	0.00	0.00	0.00	0.00	0.00%
1031262000	737	FURNITURE-REPLACEMENT	0	0.00	0.00	0.00	0.00	0.00	0.00	0.00%
1031262000	738	EQUIPMENT-REPLACEMENT	0	0.00	0.00	0.00	0.00	0.00	0.00	0.00%
<b>Total CHS BUILDING SERVICES</b>			<b>\$319,791</b>	<b>\$0.00</b>	<b>(\$7,000.00)</b>	<b>\$312,790.68</b>	<b>\$85,149.63</b>	<b>\$172,218.12</b>	<b>\$55,422.93</b>	<b>17.72%</b>
<b>Total 31 - CAMPBELL HIGH SCHOOL</b>			<b>\$319,791</b>	<b>\$0.00</b>	<b>(\$7,000.00)</b>	<b>\$312,790.68</b>	<b>\$85,149.63</b>	<b>\$172,218.12</b>	<b>\$55,422.93</b>	<b>17.72%</b>
<b>Total 2620 - BUILDING SERVICES</b>			<b>\$848,951</b>	<b>\$0.00</b>	<b>(\$7,000.00)</b>	<b>\$841,950.96</b>	<b>\$339,325.83</b>	<b>\$373,875.63</b>	<b>\$128,749.50</b>	<b>15.29%</b>
<b>2630 - GROUNDS SERVICES</b>										
<b>DW GROUNDS SERVICES</b>										
1000263000	272	CONF/WORKSHOP REIMBURSE	600	0.00	0.00	600.00	0.00	0.00	600.00	100.00%
1000263000	422	SNOW PLOWING	42,000	0.00	0.00	42,000.00	7,000.00	0.00	35,000.00	83.33%
1000263000	430	REPAIRS & MAINTENANCE	8,200	0.00	0.00	8,200.00	0.00	0.00	8,200.00	100.00%
1000263000	442	EQUIP RENTAL	1,350	0.00	0.00	1,350.00	1,102.85	0.00	247.15	18.31%
1000263000	580	TRAVEL	500	0.00	0.00	500.00	0.00	0.00	500.00	100.00%
1000263000	610	SUPPLIES	9,000	0.00	(680.00)	8,320.00	6,391.93	695.08	1,232.99	14.82%
1000263000	626	FUEL	3,500	0.00	0.00	3,500.00	0.00	0.00	3,500.00	100.00%
1000263000	734	EQUIPMENT-ADDITIONAL	3,500	0.00	0.00	3,500.00	0.00	0.00	3,500.00	100.00%
1000263000	738	EQUIPMENT-REPLACEMENT	1	0.00	680.00	681.00	680.00	0.00	1.00	0.15%
1000263000	810	DUES AND FEES	1	0.00	0.00	1.00	0.00	0.00	1.00	100.00%
1000263000	890	MISCELLANEOUS	3,500	0.00	0.00	3,500.00	0.00	0.00	3,500.00	100.00%
<b>Total DW GROUNDS SERVICES</b>			<b>\$72,152</b>	<b>\$0.00</b>	<b>\$0.00</b>	<b>\$72,152.00</b>	<b>\$15,174.78</b>	<b>\$695.08</b>	<b>\$56,282.14</b>	<b>78.00%</b>
<b>Total 00 - DISTRICT-WIDE</b>			<b>\$72,152</b>	<b>\$0.00</b>	<b>\$0.00</b>	<b>\$72,152.00</b>	<b>\$15,174.78</b>	<b>\$695.08</b>	<b>\$56,282.14</b>	<b>78.00%</b>
<b>GMS GROUNDS SERVICES</b>										
1011263000	422	SNOW PLOWING	1	0.00	0.00	1.00	1,110.06	5,549.94	(6,659.00)	(665,900.00%)
1011263000	430	REPAIRS & MAINTENANCE	11,500	0.00	0.00	11,500.00	95.00	0.00	11,405.00	99.17%
1011263000	450	SITE DEVELOPMENT	0	0.00	0.00	0.00	0.00	0.00	0.00	0.00%

# Litchfield School District FY2016 Year-To-Date Budget Status Report

## Account Detail by Function

Budget Unit	Account	Account Title	Original Appropriation	Budget Amendments	Budget Transfers	Revised Budget	YTD Expended	Encumbered	Available Budget	Percent Available
1011263000	610	SUPPLIES	5,300	0.00	0.00	5,300.00	1,399.35	0.00	3,900.65	73.60%
1011263000	738	EQUIPMENT-REPLACEMENT	500	0.00	0.00	500.00	0.00	0.00	500.00	100.00%
<b>Total GMS GROUNDS SERVICES</b>			<b>\$17,301</b>	<b>\$0.00</b>	<b>\$0.00</b>	<b>\$17,301.00</b>	<b>\$2,604.41</b>	<b>\$5,549.94</b>	<b>\$9,146.65</b>	<b>52.87%</b>
<b>Total 11 - GRIFFIN MEMORIAL SCHOOL</b>			<b>\$17,301</b>	<b>\$0.00</b>	<b>\$0.00</b>	<b>\$17,301.00</b>	<b>\$2,604.41</b>	<b>\$5,549.94</b>	<b>\$9,146.65</b>	<b>52.87%</b>
<b>LMS GROUNDS SERVICES</b>										
1021263000	422	SNOW PLOWING	1	0.00	0.00	1.00	1,171.73	5,858.27	(7,029.00)	(702,900.00%)
1021263000	430	REPAIRS & MAINTENANCE	5,600	0.00	0.00	5,600.00	33,320.00	0.00	(27,720.00)	(495.00%)
1021263000	450	SITE DEVELOPMENT	6,500	0.00	0.00	6,500.00	0.00	1,000.00	5,500.00	84.62%
1021263000	610	SUPPLIES	3,500	0.00	0.00	3,500.00	1,572.58	233.99	1,693.43	48.38%
1021263000	733	FURNITURE-ADDITIONAL	1	0.00	0.00	1.00	0.00	0.00	1.00	100.00%
1021263000	737	FURNITURE-REPLACEMENT	2,000	0.00	0.00	2,000.00	0.00	0.00	2,000.00	100.00%
1021263000	738	EQUIPMENT-REPLACEMENT	3,600	0.00	0.00	3,600.00	0.00	0.00	3,600.00	100.00%
<b>Total LMS GROUNDS SERVICES</b>			<b>\$21,202</b>	<b>\$0.00</b>	<b>\$0.00</b>	<b>\$21,202.00</b>	<b>\$36,064.31</b>	<b>\$7,092.26</b>	<b>(\$21,954.57)</b>	<b>(103.55%)</b>
<b>Total 21 - LITCHFIELD MIDDLE SCHOOL</b>			<b>\$21,202</b>	<b>\$0.00</b>	<b>\$0.00</b>	<b>\$21,202.00</b>	<b>\$36,064.31</b>	<b>\$7,092.26</b>	<b>(\$21,954.57)</b>	<b>(103.55%)</b>
<b>CHS GROUNDS SERVICES</b>										
1031263000	272	CONF/WORKSHOP REIMBURSE	175	0.00	0.00	175.00	0.00	0.00	175.00	100.00%
1031263000	422	SNOW PLOWING	1	0.00	0.00	1.00	3,885.21	19,424.79	(23,309.00)	(2,330,900.00%)
1031263000	430	REPAIRS & MAINTENANCE	11,550	0.00	0.00	11,550.00	9,415.50	627.25	1,507.25	13.05%
1031263000	442	EQUIP RENTAL	3,700	0.00	0.00	3,700.00	0.00	857.50	2,842.50	76.82%
1031263000	610	SUPPLIES	25,000	0.00	(807.32)	24,192.68	10,393.74	2,446.54	11,352.40	46.92%
1031263000	734	EQUIPMENT-ADDITIONAL	1	0.00	0.00	1.00	0.00	0.00	1.00	100.00%
1031263000	738	EQUIPMENT-REPLACEMENT	2,300	0.00	0.00	2,300.00	807.32	0.00	1,492.68	64.90%
<b>Total CHS GROUNDS SERVICES</b>			<b>\$42,727</b>	<b>\$0.00</b>	<b>(\$807.32)</b>	<b>\$41,919.68</b>	<b>\$24,501.77</b>	<b>\$23,356.08</b>	<b>(\$5,938.17)</b>	<b>(14.17%)</b>
<b>Total 31 - CAMPBELL HIGH SCHOOL</b>			<b>\$42,727</b>	<b>\$0.00</b>	<b>(\$807.32)</b>	<b>\$41,919.68</b>	<b>\$24,501.77</b>	<b>\$23,356.08</b>	<b>(\$5,938.17)</b>	<b>(14.17%)</b>
<b>Total 2630 - GROUNDS SERVICES</b>			<b>\$153,382</b>	<b>\$0.00</b>	<b>(\$807.32)</b>	<b>\$152,574.68</b>	<b>\$78,345.27</b>	<b>\$36,693.36</b>	<b>\$37,536.05</b>	<b>24.60%</b>
<b>2640 - NON-INSTRUCTIONAL EQUIP</b>										
<b>GMS NON-INSTRUCT EQUIP</b>										
1011264000	430	REPAIRS & MAINTENANCE	12,000	0.00	0.00	12,000.00	522.45	0.00	11,477.55	95.65%
1011264000	433	CONTRACTOR REPAIR & MAINT	23,000	0.00	0.00	23,000.00	4,582.00	490.00	17,928.00	77.95%
1011264000	460	INSPECTIONS	1,000	0.00	0.00	1,000.00	0.00	0.00	1,000.00	100.00%
1011264000	734	EQUIPMENT-ADDITIONAL	1	0.00	0.00	1.00	0.00	0.00	1.00	100.00%
1011264000	738	EQUIPMENT-REPLACEMENT	0	0.00	0.00	0.00	0.00	0.00	0.00	0.00%
<b>Total GMS NON-INSTRUCT EQUIP</b>			<b>\$36,001</b>	<b>\$0.00</b>	<b>\$0.00</b>	<b>\$36,001.00</b>	<b>\$5,104.45</b>	<b>\$490.00</b>	<b>\$30,406.55</b>	<b>84.46%</b>
<b>Total 11 - GRIFFIN MEMORIAL SCHOOL</b>			<b>\$36,001</b>	<b>\$0.00</b>	<b>\$0.00</b>	<b>\$36,001.00</b>	<b>\$5,104.45</b>	<b>\$490.00</b>	<b>\$30,406.55</b>	<b>84.46%</b>
<b>LMS NON-INSTRUCT EQUIP</b>										
1021264000	430	REPAIRS & MAINTENANCE	14,200	0.00	0.00	14,200.00	2,584.75	0.00	11,615.25	81.80%
1021264000	433	CONTRACTOR REPAIR & MAINT	39,900	0.00	0.00	39,900.00	1,425.00	490.00	37,985.00	95.20%
1021264000	460	INSPECTIONS	4,275	0.00	0.00	4,275.00	150.00	0.00	4,125.00	96.49%

# Litchfield School District FY2016 Year-To-Date Budget Status Report

## Account Detail by Function

Budget Unit	Account	Account Title	Original Appropriation	Budget Amendments	Budget Transfers	Revised Budget	YTD Expended	Encumbered	Available Budget	Percent Available
1021264000	734	EQUIPMENT-ADDITIONAL	0	0.00	0.00	0.00	0.00	0.00	0.00	0.00%
1021264000	738	EQUIPMENT-REPLACEMENT	0	0.00	0.00	0.00	0.00	0.00	0.00	0.00%
<b>Total LMS NON-INSTRUCT EQUIP</b>			<b>\$58,375</b>	<b>\$0.00</b>	<b>\$0.00</b>	<b>\$58,375.00</b>	<b>\$4,159.75</b>	<b>\$490.00</b>	<b>\$53,725.25</b>	<b>92.03%</b>
<b>Total 21 - LITCHFIELD MIDDLE SCHOOL</b>			<b>\$58,375</b>	<b>\$0.00</b>	<b>\$0.00</b>	<b>\$58,375.00</b>	<b>\$4,159.75</b>	<b>\$490.00</b>	<b>\$53,725.25</b>	<b>92.03%</b>
<b>CHS NON-INSTRUCT EQUIP</b>										
1031264000	430	REPAIRS & MAINTENANCE	19,680	0.00	0.00	19,680.00	0.00	0.00	19,680.00	100.00%
1031264000	433	CONTRACTOR REPAIR & MAINT	37,400	0.00	0.00	37,400.00	2,606.25	1,509.65	33,284.10	88.99%
1031264000	460	INSPECTIONS	6,600	0.00	0.00	6,600.00	0.00	0.00	6,600.00	100.00%
1031264000	610	SUPPLIES	0	0.00	0.00	0.00	0.00	0.00	0.00	0.00%
1031264000	650	SOFTWARE	0	0.00	0.00	0.00	0.00	0.00	0.00	0.00%
1031264000	734	EQUIPMENT-ADDITIONAL	1	0.00	0.00	1.00	0.00	0.00	1.00	100.00%
1031264000	738	EQUIPMENT-REPLACEMENT	1	0.00	0.00	1.00	0.00	0.00	1.00	100.00%
<b>Total CHS NON-INSTRUCT EQUIP</b>			<b>\$63,682</b>	<b>\$0.00</b>	<b>\$0.00</b>	<b>\$63,682.00</b>	<b>\$2,606.25</b>	<b>\$1,509.65</b>	<b>\$59,566.10</b>	<b>93.54%</b>
<b>Total 31 - CAMPBELL HIGH SCHOOL</b>			<b>\$63,682</b>	<b>\$0.00</b>	<b>\$0.00</b>	<b>\$63,682.00</b>	<b>\$2,606.25</b>	<b>\$1,509.65</b>	<b>\$59,566.10</b>	<b>93.54%</b>
<b>Total 2640 - NON-INSTRUCTIONAL EQUIP</b>			<b>\$158,058</b>	<b>\$0.00</b>	<b>\$0.00</b>	<b>\$158,058.00</b>	<b>\$11,870.45</b>	<b>\$2,489.65</b>	<b>\$143,697.90</b>	<b>90.91%</b>
<b>2660 - EMERGENCY MANAGEMENT</b>										
<b>DW EMERGENCY MANAGEMENT</b>										
1000266000	610	SUPPLIES	0	0.00	0.00	0.00	0.00	0.00	0.00	0.00%
<b>Total DW EMERGENCY MANAGEMENT</b>			<b>\$0</b>	<b>\$0.00</b>	<b>\$0.00</b>	<b>\$0.00</b>	<b>\$0.00</b>	<b>\$0.00</b>	<b>\$0.00</b>	<b>0.00%</b>
<b>Total 00 - DISTRICT-WIDE</b>			<b>\$0</b>	<b>\$0.00</b>	<b>\$0.00</b>	<b>\$0.00</b>	<b>\$0.00</b>	<b>\$0.00</b>	<b>\$0.00</b>	<b>0.00%</b>
<b>GMS EMERGENCY MANAGEMENT</b>										
1011266000	610	SUPPLIES	1,950	0.00	0.00	1,949.74	0.00	0.00	1,949.74	100.00%
1011266000	734	EQUIPMENT-ADDITIONAL	0	0.00	0.00	0.00	0.00	0.00	0.00	0.00%
<b>Total GMS EMERGENCY MANAGEMENT</b>			<b>\$1,950</b>	<b>\$0.00</b>	<b>\$0.00</b>	<b>\$1,949.74</b>	<b>\$0.00</b>	<b>\$0.00</b>	<b>\$1,949.74</b>	<b>100.00%</b>
<b>Total 11 - GRIFFIN MEMORIAL SCHOOL</b>			<b>\$1,950</b>	<b>\$0.00</b>	<b>\$0.00</b>	<b>\$1,949.74</b>	<b>\$0.00</b>	<b>\$0.00</b>	<b>\$1,949.74</b>	<b>100.00%</b>
<b>LMS EMERGENCY MANAGEMENT</b>										
1021266000	610	SUPPLIES	2,195	0.00	0.00	2,195.00	41.26	0.00	2,153.74	98.12%
<b>Total LMS EMERGENCY MANAGEMENT</b>			<b>\$2,195</b>	<b>\$0.00</b>	<b>\$0.00</b>	<b>\$2,195.00</b>	<b>\$41.26</b>	<b>\$0.00</b>	<b>\$2,153.74</b>	<b>98.12%</b>
<b>Total 21 - LITCHFIELD MIDDLE SCHOOL</b>			<b>\$2,195</b>	<b>\$0.00</b>	<b>\$0.00</b>	<b>\$2,195.00</b>	<b>\$41.26</b>	<b>\$0.00</b>	<b>\$2,153.74</b>	<b>98.12%</b>
<b>CHS EMERGENCY MANAGEMENT</b>										
1031266000	430	REPAIRS & MAINTENANCE	0	0.00	0.00	0.00	0.00	0.00	0.00	0.00%
1031266000	610	SUPPLIES	2,200	0.00	0.00	2,200.00	0.00	0.00	2,200.00	100.00%
<b>Total CHS EMERGENCY MANAGEMENT</b>			<b>\$2,200</b>	<b>\$0.00</b>	<b>\$0.00</b>	<b>\$2,200.00</b>	<b>\$0.00</b>	<b>\$0.00</b>	<b>\$2,200.00</b>	<b>100.00%</b>
<b>Total 31 - CAMPBELL HIGH SCHOOL</b>			<b>\$2,200</b>	<b>\$0.00</b>	<b>\$0.00</b>	<b>\$2,200.00</b>	<b>\$0.00</b>	<b>\$0.00</b>	<b>\$2,200.00</b>	<b>100.00%</b>
<b>Total 2660 - EMERGENCY MANAGEMENT</b>			<b>\$6,345</b>	<b>\$0.00</b>	<b>\$0.00</b>	<b>\$6,344.74</b>	<b>\$41.26</b>	<b>\$0.00</b>	<b>\$6,303.48</b>	<b>99.35%</b>

# Litchfield School District FY2016 Year-To-Date Budget Status Report

## Account Detail by Function

Budget Unit	Account	Account Title	Original Appropriation	Budget Amendments	Budget Transfers	Revised Budget	YTD Expended	Encumbered	Available Budget	Percent Available
<b>2721 - TRANSPORTATION (REGULAR)</b>										
<b>DW REGULAR TRANSPORTATION</b>										
1000272100	519	TRANSPORTATION	468,578	0.00	0.00	468,578.00	91,536.42	377,041.58	0.00	0.00%
1000272100	626	FUEL	0	0.00	0.00	0.00	0.00	0.00	0.00	0.00%
<b>Total DW REGULAR TRANSPORTATION</b>			<b>\$468,578</b>	<b>\$0.00</b>	<b>\$0.00</b>	<b>\$468,578.00</b>	<b>\$91,536.42</b>	<b>\$377,041.58</b>	<b>\$0.00</b>	<b>0.00%</b>
<b>Total 00 - DISTRICT-WIDE</b>			<b>\$468,578</b>	<b>\$0.00</b>	<b>\$0.00</b>	<b>\$468,578.00</b>	<b>\$91,536.42</b>	<b>\$377,041.58</b>	<b>\$0.00</b>	<b>0.00%</b>
<b>Total 2721 - TRANSPORTATION (REGULAR)</b>			<b>\$468,578</b>	<b>\$0.00</b>	<b>\$0.00</b>	<b>\$468,578.00</b>	<b>\$91,536.42</b>	<b>\$377,041.58</b>	<b>\$0.00</b>	<b>0.00%</b>
<b>2722 - TRANSPORTATION(SPECIAL)</b>										
<b>DW SPED TRANSPORTATION</b>										
1000272200	519	TRANSPORTATION	350,403	0.00	0.00	350,403.00	71,926.57	250,783.43	27,693.00	7.90%
1000272200	580	TRAVEL	0	0.00	0.00	0.00	0.00	0.00	0.00	0.00%
1000272200	626	FUEL	0	0.00	0.00	0.00	0.00	0.00	0.00	0.00%
<b>Total DW SPED TRANSPORTATION</b>			<b>\$350,403</b>	<b>\$0.00</b>	<b>\$0.00</b>	<b>\$350,403.00</b>	<b>\$71,926.57</b>	<b>\$250,783.43</b>	<b>\$27,693.00</b>	<b>7.90%</b>
<b>Total 00 - DISTRICT-WIDE</b>			<b>\$350,403</b>	<b>\$0.00</b>	<b>\$0.00</b>	<b>\$350,403.00</b>	<b>\$71,926.57</b>	<b>\$250,783.43</b>	<b>\$27,693.00</b>	<b>7.90%</b>
<b>Total 2722 - TRANSPORTATION(SPECIAL)</b>			<b>\$350,403</b>	<b>\$0.00</b>	<b>\$0.00</b>	<b>\$350,403.00</b>	<b>\$71,926.57</b>	<b>\$250,783.43</b>	<b>\$27,693.00</b>	<b>7.90%</b>
<b>2723 - TRANSPORTATION (VOC ED)</b>										
<b>CHS VOCATIONAL TRANSPORT</b>										
1031272300	519	TRANSPORTATION	22,932	0.00	0.00	22,932.00	4,246.66	38,219.94	(19,534.60)	(85.18%)
<b>Total CHS VOCATIONAL TRANSPORT</b>			<b>\$22,932</b>	<b>\$0.00</b>	<b>\$0.00</b>	<b>\$22,932.00</b>	<b>\$4,246.66</b>	<b>\$38,219.94</b>	<b>(\$19,534.60)</b>	<b>(85.18%)</b>
<b>Total 31 - CAMPBELL HIGH SCHOOL</b>			<b>\$22,932</b>	<b>\$0.00</b>	<b>\$0.00</b>	<b>\$22,932.00</b>	<b>\$4,246.66</b>	<b>\$38,219.94</b>	<b>(\$19,534.60)</b>	<b>(85.18%)</b>
<b>Total 2723 - TRANSPORTATION (VOC ED)</b>			<b>\$22,932</b>	<b>\$0.00</b>	<b>\$0.00</b>	<b>\$22,932.00</b>	<b>\$4,246.66</b>	<b>\$38,219.94</b>	<b>(\$19,534.60)</b>	<b>(85.18%)</b>
<b>2724 - TRANSPORTATION (ATHLETIC)</b>										
<b>LMS ATHLETIC TRANSPORT</b>										
1021272400	519	TRANSPORTATION	12,526	0.00	0.00	12,526.00	4,867.77	0.00	7,658.23	61.14%
<b>Total LMS ATHLETIC TRANSPORT</b>			<b>\$12,526</b>	<b>\$0.00</b>	<b>\$0.00</b>	<b>\$12,526.00</b>	<b>\$4,867.77</b>	<b>\$0.00</b>	<b>\$7,658.23</b>	<b>61.14%</b>
<b>Total 21 - LITCHFIELD MIDDLE SCHOOL</b>			<b>\$12,526</b>	<b>\$0.00</b>	<b>\$0.00</b>	<b>\$12,526.00</b>	<b>\$4,867.77</b>	<b>\$0.00</b>	<b>\$7,658.23</b>	<b>61.14%</b>
<b>CHS ATHLETIC TRANSPORT</b>										
1031272400	519	TRANSPORTATION	58,013	0.00	0.00	58,013.00	17,959.71	22,388.05	17,665.24	30.45%
<b>Total CHS ATHLETIC TRANSPORT</b>			<b>\$58,013</b>	<b>\$0.00</b>	<b>\$0.00</b>	<b>\$58,013.00</b>	<b>\$17,959.71</b>	<b>\$22,388.05</b>	<b>\$17,665.24</b>	<b>30.45%</b>
<b>Total 31 - CAMPBELL HIGH SCHOOL</b>			<b>\$58,013</b>	<b>\$0.00</b>	<b>\$0.00</b>	<b>\$58,013.00</b>	<b>\$17,959.71</b>	<b>\$22,388.05</b>	<b>\$17,665.24</b>	<b>30.45%</b>
<b>Total 2724 - TRANSPORTATION (ATHLETIC)</b>			<b>\$70,539</b>	<b>\$0.00</b>	<b>\$0.00</b>	<b>\$70,539.00</b>	<b>\$22,827.48</b>	<b>\$22,388.05</b>	<b>\$25,323.47</b>	<b>35.90%</b>
<b>2725 - TRANSPORTATION (FT/COCUR)</b>										
<b>GMS CO-CURR TRANSPORT</b>										
1011272500	519	TRANSPORTATION	1,575	0.00	0.00	1,575.00	0.00	0.00	1,575.00	100.00%
<b>Total GMS CO-CURR TRANSPORT</b>			<b>\$1,575</b>	<b>\$0.00</b>	<b>\$0.00</b>	<b>\$1,575.00</b>	<b>\$0.00</b>	<b>\$0.00</b>	<b>\$1,575.00</b>	<b>100.00%</b>
<b>Total 11 - GRIFFIN MEMORIAL SCHOOL</b>			<b>\$1,575</b>	<b>\$0.00</b>	<b>\$0.00</b>	<b>\$1,575.00</b>	<b>\$0.00</b>	<b>\$0.00</b>	<b>\$1,575.00</b>	<b>100.00%</b>

# Litchfield School District FY2016 Year-To-Date Budget Status Report

## Account Detail by Function

Budget Unit	Account	Account Title	Original Appropriation	Budget Amendments	Budget Transfers	Revised Budget	YTD Expended	Encumbered	Available Budget	Percent Available
<b>LMS CO-CURR TRANSPORT</b>										
1021272500	519	TRANSPORTATION	4,322	0.00	0.00	4,322.00	1,271.60	0.00	3,050.40	70.58%
<b>Total LMS CO-CURR TRANSPORT</b>			<b>\$4,322</b>	<b>\$0.00</b>	<b>\$0.00</b>	<b>\$4,322.00</b>	<b>\$1,271.60</b>	<b>\$0.00</b>	<b>\$3,050.40</b>	<b>70.58%</b>
<b>Total 21 - LITCHFIELD MIDDLE SCHOOL</b>			<b>\$4,322</b>	<b>\$0.00</b>	<b>\$0.00</b>	<b>\$4,322.00</b>	<b>\$1,271.60</b>	<b>\$0.00</b>	<b>\$3,050.40</b>	<b>70.58%</b>
<b>CHS CO-CURR TRANSPORT</b>										
1031272500	519	TRANSPORTATION	10,000	0.00	0.00	10,000.00	1,264.12	0.00	8,735.88	87.36%
<b>Total CHS CO-CURR TRANSPORT</b>			<b>\$10,000</b>	<b>\$0.00</b>	<b>\$0.00</b>	<b>\$10,000.00</b>	<b>\$1,264.12</b>	<b>\$0.00</b>	<b>\$8,735.88</b>	<b>87.36%</b>
<b>Total 31 - CAMPBELL HIGH SCHOOL</b>			<b>\$10,000</b>	<b>\$0.00</b>	<b>\$0.00</b>	<b>\$10,000.00</b>	<b>\$1,264.12</b>	<b>\$0.00</b>	<b>\$8,735.88</b>	<b>87.36%</b>
<b>Total 2725 - TRANSPORTATION (FT/COCUR)</b>			<b>\$15,897</b>	<b>\$0.00</b>	<b>\$0.00</b>	<b>\$15,897.00</b>	<b>\$2,535.72</b>	<b>\$0.00</b>	<b>\$13,361.28</b>	<b>84.05%</b>
<b>2830 - HR STAFF SERVICES</b>										
<b>DW HR SERVICES</b>										
1000283000	330	PROFESSIONAL SERVICES	0	0.00	0.00	0.00	0.00	0.00	0.00	0.00%
<b>Total DW HR SERVICES</b>			<b>\$0</b>	<b>\$0.00</b>	<b>\$0.00</b>	<b>\$0.00</b>	<b>\$0.00</b>	<b>\$0.00</b>	<b>\$0.00</b>	<b>0.00%</b>
<b>Total 00 - DISTRICT-WIDE</b>			<b>\$0</b>	<b>\$0.00</b>	<b>\$0.00</b>	<b>\$0.00</b>	<b>\$0.00</b>	<b>\$0.00</b>	<b>\$0.00</b>	<b>0.00%</b>
<b>DISTRICT HR STAFF SVCS</b>										
1090283000	272	CONF/WORKSHOP REIMBURSE	1,375	0.00	0.00	1,375.00	432.50	262.50	680.00	49.45%
1090283000	280	NEW HIRE EXPENSES	1,750	0.00	(500.00)	1,250.00	0.00	0.00	1,250.00	100.00%
1090283000	330	PROFESSIONAL SERVICES	3,310	0.00	0.00	3,310.00	988.00	0.00	2,322.00	70.15%
1090283000	540	ADVERTISING	2,500	0.00	0.00	2,500.00	466.65	0.00	2,033.35	81.33%
1090283000	550	PRINTING & BINDING	100	0.00	0.00	100.00	0.00	0.00	100.00	100.00%
1090283000	580	TRAVEL	1,500	0.00	0.00	1,500.00	98.92	0.00	1,401.08	93.41%
1090283000	610	SUPPLIES	200	0.00	500.00	700.00	271.81	0.00	428.19	61.17%
1090283000	641	TEXTBOOKS - NEW	60	0.00	0.00	60.00	0.00	0.00	60.00	100.00%
1090283000	733	FURNITURE-ADDITIONAL	0	0.00	0.00	0.00	0.00	0.00	0.00	0.00%
1090283000	734	EQUIPMENT-ADDITIONAL	350	0.00	0.00	350.00	0.00	0.00	350.00	100.00%
1090283000	738	EQUIPMENT-REPLACEMENT	1	0.00	0.00	1.00	0.00	0.00	1.00	100.00%
1090283000	810	DUES AND FEES	640	0.00	0.00	640.00	15.00	190.00	435.00	67.97%
1090283000	890	MISCELLANEOUS	1,000	0.00	0.00	1,000.00	0.00	0.00	1,000.00	100.00%
<b>Total DISTRICT HR STAFF SVCS</b>			<b>\$12,786</b>	<b>\$0.00</b>	<b>\$0.00</b>	<b>\$12,786.00</b>	<b>\$2,272.88</b>	<b>\$452.50</b>	<b>\$10,060.62</b>	<b>78.68%</b>
<b>Total 90 - SAU #27</b>			<b>\$12,786</b>	<b>\$0.00</b>	<b>\$0.00</b>	<b>\$12,786.00</b>	<b>\$2,272.88</b>	<b>\$452.50</b>	<b>\$10,060.62</b>	<b>78.68%</b>
<b>Total 2830 - HR STAFF SERVICES</b>			<b>\$12,786</b>	<b>\$0.00</b>	<b>\$0.00</b>	<b>\$12,786.00</b>	<b>\$2,272.88</b>	<b>\$452.50</b>	<b>\$10,060.62</b>	<b>78.68%</b>
<b>2840 - TECHNOLOGY SERVICES</b>										
<b>DW TECHNOLOGY SERVICES</b>										
1000284000	272	CONF/WORKSHOP REIMBURSE	5,000	0.00	0.00	5,000.00	4,373.18	0.00	626.82	12.54%
1000284000	321	CONTRACTED SERVICES	0	0.00	0.00	0.00	0.00	0.00	0.00	0.00%
1000284000	330	PROFESSIONAL SERVICES	3,000	0.00	0.00	3,000.00	3,598.00	0.00	(598.00)	(19.93%)
1000284000	430	REPAIRS & MAINTENANCE	27,738	0.00	0.00	27,738.00	17,504.29	2,764.49	7,469.22	26.93%
1000284000	446	SOFTWARE LEASE	18,795	0.00	1,224.00	20,019.00	39,921.22	15,966.67	(35,868.89)	(179.17%)
1000284000	531	TELEPHONE	912	0.00	0.00	912.00	84.96	275.04	552.00	60.53%
1000284000	532	DATA COMMUNICATIONS	0	0.00	0.00	0.00	0.00	0.00	0.00	0.00%
1000284000	580	TRAVEL	500	0.00	0.00	500.00	55.20	0.00	444.80	88.96%

# Litchfield School District FY2016 Year-To-Date Budget Status Report

## Account Detail by Function

Budget Unit	Account	Account Title	Original Appropriation	Budget Amendments	Budget Transfers	Revised Budget	YTD Expended	Encumbered	Available Budget	Percent Available
1000284000	610	SUPPLIES	4,000	0.00	0.00	4,000.00	3,426.00	0.00	574.00	14.35%
1000284000	641	TEXTBOOKS - NEW	0	0.00	0.00	0.00	0.00	0.00	0.00	0.00%
1000284000	650	SOFTWARE	18,340	0.00	0.00	18,340.00	9,476.98	0.00	8,863.02	48.33%
1000284000	733	FURNITURE-ADDITIONAL	0	0.00	0.00	0.00	0.00	0.00	0.00	0.00%
1000284000	734	EQUIPMENT-ADDITIONAL	0	0.00	0.00	0.00	24,848.81	0.00	(24,848.81)	0.00%
1000284000	737	FURNITURE-REPLACEMENT	0	0.00	0.00	0.00	0.00	0.00	0.00	0.00%
1000284000	738	EQUIPMENT-REPLACEMENT	5,500	0.00	0.00	5,500.00	0.00	0.00	5,500.00	100.00%
1000284000	810	DUES AND FEES	0	0.00	0.00	0.00	0.00	0.00	0.00	0.00%
<b>Total DW TECHNOLOGY SERVICES</b>			<b>\$83,785</b>	<b>\$0.00</b>	<b>\$1,224.00</b>	<b>\$85,009.00</b>	<b>\$103,288.64</b>	<b>\$19,006.20</b>	<b>(\$37,285.84)</b>	<b>(43.86%)</b>
<b>Total 00 - DISTRICT-WIDE</b>			<b>\$83,785</b>	<b>\$0.00</b>	<b>\$1,224.00</b>	<b>\$85,009.00</b>	<b>\$103,288.64</b>	<b>\$19,006.20</b>	<b>(\$37,285.84)</b>	<b>(43.86%)</b>
<b>SCHOOL BOARD TECHNOLOGY</b>										
1001284000	734	EQUIPMENT-ADDITIONAL	0	0.00	0.00	0.00	0.00	0.00	0.00	0.00%
1001284000	738	EQUIPMENT-REPLACEMENT	0	0.00	0.00	0.00	0.00	0.00	0.00	0.00%
<b>Total SCHOOL BOARD TECHNOLOGY</b>			<b>\$0</b>	<b>\$0.00</b>	<b>\$0.00</b>	<b>\$0.00</b>	<b>\$0.00</b>	<b>\$0.00</b>	<b>\$0.00</b>	<b>0.00%</b>
<b>Total 01 - SCHOOL BOARD</b>			<b>\$0</b>	<b>\$0.00</b>	<b>\$0.00</b>	<b>\$0.00</b>	<b>\$0.00</b>	<b>\$0.00</b>	<b>\$0.00</b>	<b>0.00%</b>
<b>GMS TECHNOLOGY SERVICES</b>										
1011284000	430	REPAIRS & MAINTENANCE	3,000	0.00	0.00	3,000.00	1,075.43	0.00	1,924.57	64.15%
1011284000	440	RENTAL/LEASE INSTR EQUIP	790	0.00	0.00	790.00	390.00	390.00	10.00	1.27%
1011284000	531	TELEPHONE	3,975	0.00	0.00	3,975.00	1,521.26	1,983.74	470.00	11.82%
1011284000	532	DATA COMMUNICATIONS	11,000	0.00	0.00	11,000.00	3,399.00	7,601.00	0.00	0.00%
1011284000	610	SUPPLIES	1,000	0.00	0.00	1,000.00	445.62	0.00	554.38	55.44%
1011284000	650	SOFTWARE	10,450	0.00	0.00	10,450.00	10,111.21	300.00	38.79	0.37%
1011284000	734	EQUIPMENT-ADDITIONAL	6,000	0.00	0.00	6,000.00	11,138.81	0.00	(5,138.81)	(85.65%)
1011284000	738	EQUIPMENT-REPLACEMENT	1	0.00	0.00	1.00	26,820.90	0.00	(26,819.90)	(2,681,990.00%)
<b>Total GMS TECHNOLOGY SERVICES</b>			<b>\$36,216</b>	<b>\$0.00</b>	<b>\$0.00</b>	<b>\$36,216.00</b>	<b>\$54,902.23</b>	<b>\$10,274.74</b>	<b>(\$28,960.97)</b>	<b>(79.97%)</b>
<b>Total 11 - GRIFFIN MEMORIAL SCHOOL</b>			<b>\$36,216</b>	<b>\$0.00</b>	<b>\$0.00</b>	<b>\$36,216.00</b>	<b>\$54,902.23</b>	<b>\$10,274.74</b>	<b>(\$28,960.97)</b>	<b>(79.97%)</b>
<b>LMS TECHNOLOGY SERVICES</b>										
1021284000	430	REPAIRS & MAINTENANCE	10,500	0.00	0.00	10,500.00	0.00	0.00	10,500.00	100.00%
1021284000	440	RENTAL/LEASE INSTR EQUIP	0	0.00	0.00	0.00	0.00	0.00	0.00	0.00%
1021284000	531	TELEPHONE	4,975	0.00	0.00	4,975.00	1,640.06	2,864.94	470.00	9.45%
1021284000	532	DATA COMMUNICATIONS	11,000	0.00	0.00	11,000.00	3,399.00	7,601.00	0.00	0.00%
1021284000	610	SUPPLIES	0	0.00	0.00	0.00	0.00	0.00	0.00	0.00%
1021284000	650	SOFTWARE	9,770	0.00	0.00	9,770.00	8,835.29	300.00	634.71	6.50%
1021284000	734	EQUIPMENT-ADDITIONAL	6,000	0.00	0.00	6,000.00	5,512.95	288.02	199.03	3.32%
1021284000	738	EQUIPMENT-REPLACEMENT	1	0.00	0.00	1.00	0.00	0.00	1.00	100.00%
<b>Total LMS TECHNOLOGY SERVICES</b>			<b>\$42,246</b>	<b>\$0.00</b>	<b>\$0.00</b>	<b>\$42,246.00</b>	<b>\$19,387.30</b>	<b>\$11,053.96</b>	<b>\$11,804.74</b>	<b>27.94%</b>
<b>Total 21 - LITCHFIELD MIDDLE SCHOOL</b>			<b>\$42,246</b>	<b>\$0.00</b>	<b>\$0.00</b>	<b>\$42,246.00</b>	<b>\$19,387.30</b>	<b>\$11,053.96</b>	<b>\$11,804.74</b>	<b>27.94%</b>
<b>CHS TECHNOLOGY SERVICES</b>										
1031284000	430	REPAIRS & MAINTENANCE	5,050	0.00	0.00	5,050.00	0.00	0.00	5,050.00	100.00%
1031284000	531	TELEPHONE	4,450	0.00	0.00	4,450.00	2,256.69	1,533.31	660.00	14.83%
1031284000	532	DATA COMMUNICATIONS	11,000	0.00	0.00	11,000.00	3,399.00	7,601.00	0.00	0.00%
1031284000	610	SUPPLIES	0	0.00	0.00	0.00	0.00	0.00	0.00	0.00%
1031284000	644	INFORMATION ACCESS FEES	0	0.00	0.00	0.00	0.00	0.00	0.00	0.00%

# Litchfield School District FY2016 Year-To-Date Budget Status Report

## Account Detail by Function

Budget Unit	Account	Account Title	Original Appropriation	Budget Amendments	Budget Transfers	Revised Budget	YTD Expended	Encumbered	Available Budget	Percent Available
1031284000	650	SOFTWARE	10,150	0.00	0.00	10,150.00	9,722.88	306.75	120.37	1.19%
1031284000	734	EQUIPMENT-ADDITIONAL	6,000	0.00	0.00	6,000.00	4,259.98	0.00	1,740.02	29.00%
1031284000	738	EQUIPMENT-REPLACEMENT	32,500	0.00	0.00	32,500.00	26,559.36	0.00	5,940.64	18.28%
<b>Total CHS TECHNOLOGY SERVICES</b>			<b>\$69,150</b>	<b>\$0.00</b>	<b>\$0.00</b>	<b>\$69,150.00</b>	<b>\$46,197.91</b>	<b>\$9,441.06</b>	<b>\$13,511.03</b>	<b>19.54%</b>
<b>Total 31 - CAMPBELL HIGH SCHOOL DISTRICT TECHNOLOGY SVCS</b>			<b>\$69,150</b>	<b>\$0.00</b>	<b>\$0.00</b>	<b>\$69,150.00</b>	<b>\$46,197.91</b>	<b>\$9,441.06</b>	<b>\$13,511.03</b>	<b>19.54%</b>
1090284000	430	REPAIRS & MAINTENANCE	1,000	0.00	0.00	1,000.00	0.00	349.99	650.01	65.00%
1090284000	531	TELEPHONE	5,175	0.00	0.00	5,175.00	2,177.70	2,267.30	730.00	14.11%
1090284000	532	DATA COMMUNICATIONS	11,000	0.00	0.00	11,000.00	3,399.00	7,601.00	0.00	0.00%
1090284000	610	SUPPLIES	0	0.00	0.00	0.00	0.00	0.00	0.00	0.00%
1090284000	650	SOFTWARE	1,000	0.00	0.00	1,000.00	0.00	0.00	1,000.00	100.00%
1090284000	734	EQUIPMENT-ADDITIONAL	0	0.00	0.00	0.00	0.00	0.00	0.00	0.00%
1090284000	738	EQUIPMENT-REPLACEMENT	0	0.00	0.00	0.00	0.00	0.00	0.00	0.00%
<b>Total DISTRICT TECHNOLOGY SVCS</b>			<b>\$18,175</b>	<b>\$0.00</b>	<b>\$0.00</b>	<b>\$18,175.00</b>	<b>\$5,576.70</b>	<b>\$10,218.29</b>	<b>\$2,380.01</b>	<b>13.09%</b>
<b>Total 90 - SAU #27</b>			<b>\$18,175</b>	<b>\$0.00</b>	<b>\$0.00</b>	<b>\$18,175.00</b>	<b>\$5,576.70</b>	<b>\$10,218.29</b>	<b>\$2,380.01</b>	<b>13.09%</b>
<b>Total 2840 - TECHNOLOGY SERVICES</b>			<b>\$249,572</b>	<b>\$0.00</b>	<b>\$1,224.00</b>	<b>\$250,796.00</b>	<b>\$229,352.78</b>	<b>\$59,994.25</b>	<b>(\$38,551.03)</b>	<b>(15.37%)</b>
<b>2900 - BENEFITS &amp; FIXED CHARGES</b>										
<b>DW BENEFITS &amp; FIXED CHGS</b>										
1000290000	272	CONF/WORKSHOP REIMBURSE	0	0.00	0.00	0.00	0.00	0.00	0.00	0.00%
1000290000	890	MISCELLANEOUS	0	0.00	0.00	0.00	0.00	0.00	0.00	0.00%
<b>Total DW BENEFITS &amp; FIXED CHGS</b>			<b>\$0</b>	<b>\$0.00</b>	<b>\$0.00</b>	<b>\$0.00</b>	<b>\$0.00</b>	<b>\$0.00</b>	<b>\$0.00</b>	<b>0.00%</b>
<b>Total 00 - DISTRICT-WIDE</b>			<b>\$0</b>	<b>\$0.00</b>	<b>\$0.00</b>	<b>\$0.00</b>	<b>\$0.00</b>	<b>\$0.00</b>	<b>\$0.00</b>	<b>0.00%</b>
<b>Total 2900 - BENEFITS &amp; FIXED CHARGES</b>			<b>\$0</b>	<b>\$0.00</b>	<b>\$0.00</b>	<b>\$0.00</b>	<b>\$0.00</b>	<b>\$0.00</b>	<b>\$0.00</b>	<b>0.00%</b>
<b>4200 - SITE IMPROVEMENTS</b>										
<b>DW SITE DEVELOPMENT</b>										
1000420000	450	SITE DEVELOPMENT	0	0.00	0.00	0.00	0.00	0.00	0.00	0.00%
<b>Total DW SITE DEVELOPMENT</b>			<b>\$0</b>	<b>\$0.00</b>	<b>\$0.00</b>	<b>\$0.00</b>	<b>\$0.00</b>	<b>\$0.00</b>	<b>\$0.00</b>	<b>0.00%</b>
<b>Total 00 - DISTRICT-WIDE</b>			<b>\$0</b>	<b>\$0.00</b>	<b>\$0.00</b>	<b>\$0.00</b>	<b>\$0.00</b>	<b>\$0.00</b>	<b>\$0.00</b>	<b>0.00%</b>
<b>GMS SITE IMPROVEMENTS</b>										
1011420000	330	PROFESSIONAL SERVICES	0	0.00	0.00	0.00	0.00	0.00	0.00	0.00%
1011420000	430	REPAIRS & MAINTENANCE	0	0.00	0.00	0.00	0.00	0.00	0.00	0.00%
1011420000	450	SITE DEVELOPMENT	0	0.00	0.00	0.00	0.00	0.00	0.00	0.00%
1011420000	700	PROPERTY	47,380	0.00	0.00	47,380.00	45,000.00	0.00	2,380.00	5.02%
1011420000	720	BUILDING IMPROVEMENT	29,504	0.00	0.00	29,504.00	29,504.00	0.00	0.00	0.00%
1011420000	734	EQUIPMENT-ADDITIONAL	0	0.00	0.00	0.00	0.00	0.00	0.00	0.00%
<b>Total GMS SITE IMPROVEMENTS</b>			<b>\$76,884</b>	<b>\$0.00</b>	<b>\$0.00</b>	<b>\$76,884.00</b>	<b>\$74,504.00</b>	<b>\$0.00</b>	<b>\$2,380.00</b>	<b>3.10%</b>
<b>Total 11 - GRIFFIN MEMORIAL SCHOOL</b>			<b>\$76,884</b>	<b>\$0.00</b>	<b>\$0.00</b>	<b>\$76,884.00</b>	<b>\$74,504.00</b>	<b>\$0.00</b>	<b>\$2,380.00</b>	<b>3.10%</b>

# Litchfield School District FY2016 Year-To-Date Budget Status Report

## Account Detail by Function

Budget Unit	Account	Account Title	Original Appropriation	Budget Amendments	Budget Transfers	Revised Budget	YTD Expended	Encumbered	Available Budget	Percent Available
<b>LMS SITE IMPROVEMENT</b>										
1021420000	450	SITE DEVELOPMENT	0	0.00	0.00	0.00	0.00	0.00	0.00	0.00%
1021420000	720	BUILDING IMPROVEMENT	29,031	0.00	0.00	29,031.00	27,612.00	0.00	1,419.00	4.89%
<b>Total LMS SITE IMPROVEMENT</b>			<b>\$29,031</b>	<b>\$0.00</b>	<b>\$0.00</b>	<b>\$29,031.00</b>	<b>\$27,612.00</b>	<b>\$0.00</b>	<b>\$1,419.00</b>	<b>4.89%</b>
<b>Total 21 - LITCHFIELD MIDDLE SCHOOL</b>			<b>\$29,031</b>	<b>\$0.00</b>	<b>\$0.00</b>	<b>\$29,031.00</b>	<b>\$27,612.00</b>	<b>\$0.00</b>	<b>\$1,419.00</b>	<b>4.89%</b>
<b>CHS SITE IMPROVEMENTS</b>										
1031420000	430	REPAIRS & MAINTENANCE	0	0.00	0.00	0.00	0.00	0.00	0.00	0.00%
1031420000	450	SITE DEVELOPMENT	0	0.00	0.00	0.00	0.00	0.00	0.00	0.00%
1031420000	700	PROPERTY	0	0.00	0.00	0.00	0.00	0.00	0.00	0.00%
1031420000	720	BUILDING IMPROVEMENT	21,433	0.00	0.00	21,433.00	21,927.00	0.00	(494.00)	(2.30%)
<b>Total CHS SITE IMPROVEMENTS</b>			<b>\$21,433</b>	<b>\$0.00</b>	<b>\$0.00</b>	<b>\$21,433.00</b>	<b>\$21,927.00</b>	<b>\$0.00</b>	<b>(\$494.00)</b>	<b>(2.30%)</b>
<b>Total 31 - CAMPBELL HIGH SCHOOL</b>			<b>\$21,433</b>	<b>\$0.00</b>	<b>\$0.00</b>	<b>\$21,433.00</b>	<b>\$21,927.00</b>	<b>\$0.00</b>	<b>(\$494.00)</b>	<b>(2.30%)</b>
<b>Total 4200 - SITE IMPROVEMENTS</b>			<b>\$127,348</b>	<b>\$0.00</b>	<b>\$0.00</b>	<b>\$127,348.00</b>	<b>\$124,043.00</b>	<b>\$0.00</b>	<b>\$3,305.00</b>	<b>2.60%</b>
<b>4300 - ARCHITECT &amp; ENGR PLANS</b>										
<b>DW ARCHITECT &amp; ENGR SVCS</b>										
1000430000	330	PROFESSIONAL SERVICES	0	0.00	0.00	0.00	0.00	0.00	0.00	0.00%
<b>Total DW ARCHITECT &amp; ENGR SVCS</b>			<b>\$0</b>	<b>\$0.00</b>	<b>\$0.00</b>	<b>\$0.00</b>	<b>\$0.00</b>	<b>\$0.00</b>	<b>\$0.00</b>	<b>0.00%</b>
<b>Total 00 - DISTRICT-WIDE</b>			<b>\$0</b>	<b>\$0.00</b>	<b>\$0.00</b>	<b>\$0.00</b>	<b>\$0.00</b>	<b>\$0.00</b>	<b>\$0.00</b>	<b>0.00%</b>
<b>GMS ARCHITECT SERVICES</b>										
1011430000	330	PROFESSIONAL SERVICES	0	0.00	0.00	0.00	0.00	0.00	0.00	0.00%
<b>Total GMS ARCHITECT SERVICES</b>			<b>\$0</b>	<b>\$0.00</b>	<b>\$0.00</b>	<b>\$0.00</b>	<b>\$0.00</b>	<b>\$0.00</b>	<b>\$0.00</b>	<b>0.00%</b>
<b>Total 11 - GRIFFIN MEMORIAL SCHOOL</b>			<b>\$0</b>	<b>\$0.00</b>	<b>\$0.00</b>	<b>\$0.00</b>	<b>\$0.00</b>	<b>\$0.00</b>	<b>\$0.00</b>	<b>0.00%</b>
<b>CHS ARCHITECT/ENGR SERV.</b>										
1031430000	330	PROFESSIONAL SERVICES	0	0.00	0.00	0.00	0.00	0.00	0.00	0.00%
<b>Total CHS ARCHITECT/ENGR SERV.</b>			<b>\$0</b>	<b>\$0.00</b>	<b>\$0.00</b>	<b>\$0.00</b>	<b>\$0.00</b>	<b>\$0.00</b>	<b>\$0.00</b>	<b>0.00%</b>
<b>Total 31 - CAMPBELL HIGH SCHOOL</b>			<b>\$0</b>	<b>\$0.00</b>	<b>\$0.00</b>	<b>\$0.00</b>	<b>\$0.00</b>	<b>\$0.00</b>	<b>\$0.00</b>	<b>0.00%</b>
<b>Total 4300 - ARCHITECT &amp; ENGR PLANS</b>			<b>\$0</b>	<b>\$0.00</b>	<b>\$0.00</b>	<b>\$0.00</b>	<b>\$0.00</b>	<b>\$0.00</b>	<b>\$0.00</b>	<b>0.00%</b>
<b>4600 - BUILDING IMPROVEMENT</b>										
<b>GMS BUILDING IMPROVEMENT</b>										
1011460000	330	PROFESSIONAL SERVICES	0	0.00	0.00	0.00	0.00	0.00	0.00	0.00%
1011460000	430	REPAIRS & MAINTENANCE	0	0.00	0.00	0.00	0.00	0.00	0.00	0.00%
1011460000	433	CONTRACTOR REPAIR & MAINT	0	0.00	0.00	0.00	0.00	0.00	0.00	0.00%
1011460000	434	AIR QUALITY	0	0.00	0.00	0.00	0.00	0.00	0.00	0.00%
1011460000	441	LEASE PAYMENT - MODULAR	0	0.00	0.00	0.00	0.00	0.00	0.00	0.00%
1011460000	450	SITE DEVELOPMENT	0	0.00	0.00	0.00	0.00	0.00	0.00	0.00%
1011460000	720	BUILDING IMPROVEMENT	0	0.00	0.00	0.00	0.00	0.00	0.00	0.00%
1011460000	734	EQUIPMENT-ADDITIONAL	0	0.00	0.00	0.00	0.00	0.00	0.00	0.00%
1011460000	738	EQUIPMENT-REPLACEMENT	0	0.00	0.00	0.00	0.00	0.00	0.00	0.00%
<b>Total GMS BUILDING IMPROVEMENT</b>			<b>\$0</b>	<b>\$0.00</b>	<b>\$0.00</b>	<b>\$0.00</b>	<b>\$0.00</b>	<b>\$0.00</b>	<b>\$0.00</b>	<b>0.00%</b>
<b>Total 11 - GRIFFIN MEMORIAL SCHOOL</b>			<b>\$0</b>	<b>\$0.00</b>	<b>\$0.00</b>	<b>\$0.00</b>	<b>\$0.00</b>	<b>\$0.00</b>	<b>\$0.00</b>	<b>0.00%</b>



# Litchfield School District FY2016 Year-To-Date Budget Status Report

## Account Detail by Function

Budget Unit	Account	Account Title	Original Appropriation	Budget Amendments	Budget Transfers	Revised Budget	YTD Expended	Encumbered	Available Budget	Percent Available
<b>LMS BUILDING IMPROVEMENT</b>										
1021460000	430	REPAIRS & MAINTENANCE	0	0.00	0.00	0.00	0.00	0.00	0.00	0.00%
1021460000	441	LEASE PAYMENT - MODULAR	36,252	0.00	0.00	36,252.00	36,252.00	0.00	0.00	0.00%
1021460000	734	EQUIPMENT-ADDITIONAL	0	0.00	0.00	0.00	0.00	0.00	0.00	0.00%
<b>Total LMS BUILDING IMPROVEMENT</b>			<b>\$36,252</b>	<b>\$0.00</b>	<b>\$0.00</b>	<b>\$36,252.00</b>	<b>\$36,252.00</b>	<b>\$0.00</b>	<b>\$0.00</b>	<b>0.00%</b>
<b>Total 21 - LITCHFIELD MIDDLE SCHOOL</b>			<b>\$36,252</b>	<b>\$0.00</b>	<b>\$0.00</b>	<b>\$36,252.00</b>	<b>\$36,252.00</b>	<b>\$0.00</b>	<b>\$0.00</b>	<b>0.00%</b>
<b>CHS BUILDING IMPROVEMENT</b>										
1031460000	430	REPAIRS & MAINTENANCE	0	0.00	0.00	0.00	0.00	0.00	0.00	0.00%
1031460000	450	SITE DEVELOPMENT	0	0.00	0.00	0.00	0.00	0.00	0.00	0.00%
1031460000	720	BUILDING IMPROVEMENT	0	0.00	0.00	0.00	0.00	0.00	0.00	0.00%
1031460000	734	EQUIPMENT-ADDITIONAL	0	0.00	0.00	0.00	0.00	0.00	0.00	0.00%
1031460000	738	EQUIPMENT-REPLACEMENT	0	0.00	0.00	0.00	0.00	0.00	0.00	0.00%
<b>Total CHS BUILDING IMPROVEMENT</b>			<b>\$0</b>	<b>\$0.00</b>	<b>\$0.00</b>	<b>\$0.00</b>	<b>\$0.00</b>	<b>\$0.00</b>	<b>\$0.00</b>	<b>0.00%</b>
<b>Total 31 - CAMPBELL HIGH SCHOOL</b>			<b>\$0</b>	<b>\$0.00</b>	<b>\$0.00</b>	<b>\$0.00</b>	<b>\$0.00</b>	<b>\$0.00</b>	<b>\$0.00</b>	<b>0.00%</b>
<b>SAU BUILDING IMPROVEMENT</b>										
1090460000	450	SITE DEVELOPMENT	0	0.00	0.00	0.00	0.00	0.00	0.00	0.00%
<b>Total SAU BUILDING IMPROVEMENT</b>			<b>\$0</b>	<b>\$0.00</b>	<b>\$0.00</b>	<b>\$0.00</b>	<b>\$0.00</b>	<b>\$0.00</b>	<b>\$0.00</b>	<b>0.00%</b>
<b>Total 90 - SAU #27</b>			<b>\$0</b>	<b>\$0.00</b>	<b>\$0.00</b>	<b>\$0.00</b>	<b>\$0.00</b>	<b>\$0.00</b>	<b>\$0.00</b>	<b>0.00%</b>
<b>Total 4600 - BUILDING IMPROVEMENT</b>			<b>\$36,252</b>	<b>\$0.00</b>	<b>\$0.00</b>	<b>\$36,252.00</b>	<b>\$36,252.00</b>	<b>\$0.00</b>	<b>\$0.00</b>	<b>0.00%</b>
<b>5100 - DEBT SERVICES</b>										
<b>DW DEBT SERVICES</b>										
1000510000	333	BOND REGISTRATION	0	0.00	0.00	0.00	0.00	0.00	0.00	0.00%
1000510000	830	INTEREST EXPENSE	0	0.00	0.00	0.00	0.00	0.00	0.00	0.00%
1000510000	910	PRINCIPAL REDEMPTION	0	0.00	0.00	0.00	0.00	0.00	0.00	0.00%
<b>Total DW DEBT SERVICES</b>			<b>\$0</b>	<b>\$0.00</b>	<b>\$0.00</b>	<b>\$0.00</b>	<b>\$0.00</b>	<b>\$0.00</b>	<b>\$0.00</b>	<b>0.00%</b>
<b>Total 00 - DISTRICT-WIDE</b>			<b>\$0</b>	<b>\$0.00</b>	<b>\$0.00</b>	<b>\$0.00</b>	<b>\$0.00</b>	<b>\$0.00</b>	<b>\$0.00</b>	<b>0.00%</b>
<b>Total 5100 - DEBT SERVICES</b>			<b>\$0</b>	<b>\$0.00</b>	<b>\$0.00</b>	<b>\$0.00</b>	<b>\$0.00</b>	<b>\$0.00</b>	<b>\$0.00</b>	<b>0.00%</b>
<b>5252 - CAPITAL RES FUND TRANSFER</b>										
<b>CAPITAL RES FUND TRANSFER</b>										
1000525200	920	CAPITAL RESERVE EXPENSE	0	0.00	0.00	0.00	0.00	0.00	0.00	0.00%
<b>Total CAPITAL RES FUND TRANSFER</b>			<b>\$0</b>	<b>\$0.00</b>	<b>\$0.00</b>	<b>\$0.00</b>	<b>\$0.00</b>	<b>\$0.00</b>	<b>\$0.00</b>	<b>0.00%</b>
<b>Total 00 - DISTRICT-WIDE</b>			<b>\$0</b>	<b>\$0.00</b>	<b>\$0.00</b>	<b>\$0.00</b>	<b>\$0.00</b>	<b>\$0.00</b>	<b>\$0.00</b>	<b>0.00%</b>

## Litchfield School District FY2016 Year-To-Date Budget Status Report

### Account Detail by Function

Budget Unit	Account	Account Title	Original Appropriation	Budget Amendments	Budget Transfers	Revised Budget	YTD Expended	Encumbered	Available Budget	Percent Available
<b>CAPITAL RESERVE FUND XFR</b>										
1021525200	430	REPAIRS & MAINTENANCE	0	0.00	0.00	0.00	0.00	0.00	0.00	0.00%
<b>Total CAPITAL RESERVE FUND XFR</b>			<b>\$0</b>	<b>\$0.00</b>	<b>\$0.00</b>	<b>\$0.00</b>	<b>\$0.00</b>	<b>\$0.00</b>	<b>\$0.00</b>	<b>0.00%</b>
<b>Total 21 - LITCHFIELD MIDDLE SCHOOL</b>			<b>\$0</b>	<b>\$0.00</b>	<b>\$0.00</b>	<b>\$0.00</b>	<b>\$0.00</b>	<b>\$0.00</b>	<b>\$0.00</b>	<b>0.00%</b>
<b>Total 5252 - CAPITAL RES FUND TRANSFER</b>			<b>\$0</b>	<b>\$0.00</b>	<b>\$0.00</b>	<b>\$0.00</b>	<b>\$0.00</b>	<b>\$0.00</b>	<b>\$0.00</b>	<b>0.00%</b>
<b>Total 10 - GENERAL FUND</b>			<b>\$4,667,025</b>	<b>\$0.00</b>	<b>(\$269.89)</b>	<b>\$4,666,755.28</b>	<b>\$1,816,209.82</b>	<b>\$1,726,360.56</b>	<b>\$1,124,184.90</b>	<b>24.09%</b>
<b>Summary</b>			<b>\$4,667,025</b>	<b>\$0.00</b>	<b>(\$269.89)</b>	<b>\$4,666,755.28</b>	<b>\$1,816,209.82</b>	<b>\$1,726,360.56</b>	<b>\$1,124,184.90</b>	<b>24.09%</b>

# Litchfield School District FY2016 Year-To-Date Budget Status Report

## Account Detail by Function

Budget Unit	Account	Account Title	Original Appropriation	Budget Amendments	Budget Transfers	Revised Budget	YTD Expended	Encumbered	Available Budget	Percent Available
<b>21 - FOOD SERVICE FUND</b>										
<b>0000 - GENERAL FUNCTION</b>										
<b>FOOD SERVICE OPERATIONS</b>										
2100000000	631	USDA COMMODITIES FOOD	22,000	0.00	0.00	22,000.00	0.00	0.00	22,000.00	100.00%
<b>Total FOOD SERVICE OPERATIONS</b>			<b>\$22,000</b>	<b>\$0.00</b>	<b>\$0.00</b>	<b>\$22,000.00</b>	<b>\$0.00</b>	<b>\$0.00</b>	<b>\$22,000.00</b>	<b>100.00%</b>
<b>Total 00 - DISTRICT-WIDE</b>			<b>\$22,000</b>	<b>\$0.00</b>	<b>\$0.00</b>	<b>\$22,000.00</b>	<b>\$0.00</b>	<b>\$0.00</b>	<b>\$22,000.00</b>	<b>100.00%</b>
<b>Total 0000 - GENERAL FUNCTION</b>			<b>\$22,000</b>	<b>\$0.00</b>	<b>\$0.00</b>	<b>\$22,000.00</b>	<b>\$0.00</b>	<b>\$0.00</b>	<b>\$22,000.00</b>	<b>100.00%</b>
<b>2313 - DISTRICT TREASURER</b>										
<b>DIST. FOOD SVC TREASURER</b>										
2101231300	610	SUPPLIES	0	0.00	0.00	0.00	0.00	0.00	0.00	0.00%
<b>Total DIST. FOOD SVC TREASURER</b>			<b>\$0</b>	<b>\$0.00</b>	<b>\$0.00</b>	<b>\$0.00</b>	<b>\$0.00</b>	<b>\$0.00</b>	<b>\$0.00</b>	<b>0.00%</b>
<b>Total 01 - SCHOOL BOARD</b>			<b>\$0</b>	<b>\$0.00</b>	<b>\$0.00</b>	<b>\$0.00</b>	<b>\$0.00</b>	<b>\$0.00</b>	<b>\$0.00</b>	<b>0.00%</b>
<b>Total 2313 - DISTRICT TREASURER</b>			<b>\$0</b>	<b>\$0.00</b>	<b>\$0.00</b>	<b>\$0.00</b>	<b>\$0.00</b>	<b>\$0.00</b>	<b>\$0.00</b>	<b>0.00%</b>
<b>2510 - BUSINESS/FINANCE OFFICE</b>										
<b>FS DISTRICT FINANCE SVCS</b>										
2100251000	110	SALARIES	8,250	0.00	0.00	8,250.00	2,079.70	4,204.25	1,966.05	23.83%
2100251000	220	SOCIAL SECURITY	631	0.00	0.00	631.13	159.10	321.59	150.44	23.84%
2100251000	250	UNEMPLOYMENT	0	0.00	0.00	0.00	0.00	0.00	0.00	0.00%
2100251000	260	WORKERS COMPENSATION	25	0.00	0.00	25.43	10.04	0.00	15.39	60.52%
2100251000	272	CONF/WORKSHOP REIMBURSE	100	0.00	0.00	100.00	0.00	0.00	100.00	100.00%
2100251000	580	TRAVEL	65	0.00	0.00	65.00	0.00	0.00	65.00	100.00%
2100251000	610	SUPPLIES	250	0.00	0.00	250.00	0.00	0.00	250.00	100.00%
2100251000	734	EQUIPMENT-ADDITIONAL	0	0.00	0.00	0.00	0.00	0.00	0.00	0.00%
2100251000	810	DUES AND FEES	0	0.00	0.00	0.00	0.00	0.00	0.00	0.00%
2100251000	890	MISCELLANEOUS	0	0.00	0.00	0.00	0.00	0.00	0.00	0.00%
<b>Total FS DISTRICT FINANCE SVCS</b>			<b>\$9,322</b>	<b>\$0.00</b>	<b>\$0.00</b>	<b>\$9,321.56</b>	<b>\$2,248.84</b>	<b>\$4,525.84</b>	<b>\$2,546.88</b>	<b>27.32%</b>
<b>Total 00 - DISTRICT-WIDE</b>			<b>\$9,322</b>	<b>\$0.00</b>	<b>\$0.00</b>	<b>\$9,321.56</b>	<b>\$2,248.84</b>	<b>\$4,525.84</b>	<b>\$2,546.88</b>	<b>27.32%</b>
<b>Total 2510 - BUSINESS/FINANCE OFFICE</b>			<b>\$9,322</b>	<b>\$0.00</b>	<b>\$0.00</b>	<b>\$9,321.56</b>	<b>\$2,248.84</b>	<b>\$4,525.84</b>	<b>\$2,546.88</b>	<b>27.32%</b>
<b>2840 - TECHNOLOGY SERVICES</b>										
<b>FS DIST TECHNOLOGY MIS</b>										
2100284000	110	SALARIES	0	0.00	0.00	0.00	0.00	0.00	0.00	0.00%
2100284000	211	HEALTH INSURANCE	0	0.00	0.00	0.00	0.00	0.00	0.00	0.00%
2100284000	330	PROFESSIONAL SERVICES	0	0.00	0.00	0.00	0.00	0.00	0.00	0.00%

# Litchfield School District FY2016 Year-To-Date Budget Status Report

## Account Detail by Function

Budget Unit	Account	Account Title	Original Appropriation	Budget Amendments	Budget Transfers	Revised Budget	YTD Expended	Encumbered	Available Budget	Percent Available
2100284000	650	SOFTWARE	0	0.00	0.00	0.00	0.00	0.00	0.00	0.00%
2100284000	734	EQUIPMENT-ADDITIONAL	0	0.00	0.00	0.00	0.00	0.00	0.00	0.00%
<b>Total FS DIST TECHNOLOGY MIS</b>			<b>\$0</b>	<b>\$0.00</b>	<b>\$0.00</b>	<b>\$0.00</b>	<b>\$0.00</b>	<b>\$0.00</b>	<b>\$0.00</b>	<b>0.00%</b>
<b>Total 00 - DISTRICT-WIDE</b>			<b>\$0</b>	<b>\$0.00</b>	<b>\$0.00</b>	<b>\$0.00</b>	<b>\$0.00</b>	<b>\$0.00</b>	<b>\$0.00</b>	<b>0.00%</b>
<b>Total 2840 - TECHNOLOGY SERVICES</b>			<b>\$0</b>	<b>\$0.00</b>	<b>\$0.00</b>	<b>\$0.00</b>	<b>\$0.00</b>	<b>\$0.00</b>	<b>\$0.00</b>	<b>0.00%</b>
<b>2900 - BENEFITS &amp; FIXED CHARGES</b>										
<b>FS BENEFITS &amp; FIXED CHGS</b>										
2100290000	250	UNEMPLOYMENT	0	0.00	0.00	0.00	0.00	0.00	0.00	0.00%
2100290000	260	WORKERS COMPENSATION	0	0.00	0.00	0.00	0.00	0.00	0.00	0.00%
<b>Total FS BENEFITS &amp; FIXED CHGS</b>			<b>\$0</b>	<b>\$0.00</b>	<b>\$0.00</b>	<b>\$0.00</b>	<b>\$0.00</b>	<b>\$0.00</b>	<b>\$0.00</b>	<b>0.00%</b>
<b>Total 00 - DISTRICT-WIDE</b>			<b>\$0</b>	<b>\$0.00</b>	<b>\$0.00</b>	<b>\$0.00</b>	<b>\$0.00</b>	<b>\$0.00</b>	<b>\$0.00</b>	<b>0.00%</b>
<b>Total 2900 - BENEFITS &amp; FIXED CHARGES</b>			<b>\$0</b>	<b>\$0.00</b>	<b>\$0.00</b>	<b>\$0.00</b>	<b>\$0.00</b>	<b>\$0.00</b>	<b>\$0.00</b>	<b>0.00%</b>
<b>3100 - FOOD SERVICE OPERATIONS</b>										
<b>DIST. FOOD SVC OPERATIONS</b>										
2100310000	110	SALARIES	3,000	0.00	0.00	3,000.00	0.00	0.00	3,000.00	100.00%
2100310000	112	ADMINISTRATION SALARY	51,477	0.00	0.00	51,477.00	22,210.42	30,809.51	(1,542.93)	(3.00%)
2100310000	120	SUBSTITUTE SALARIES	4,000	0.00	0.00	4,000.00	115.94	0.00	3,884.06	97.10%
2100310000	130	OVERTIME	0	0.00	0.00	0.00	0.00	0.00	0.00	0.00%
2100310000	211	HEALTH INSURANCE	2,000	0.00	0.00	2,000.00	900.00	1,100.00	0.00	0.00%
2100310000	212	DENTAL INSURANCE	1,408	0.00	0.00	1,407.60	586.50	879.75	(58.65)	(4.17%)
2100310000	213	LIFE INSURANCE	237	0.00	0.00	236.64	91.30	136.95	8.39	3.55%
2100310000	214	DISABILITY INSURANCE	372	0.00	0.00	372.07	151.90	227.85	(7.68)	(2.06%)
2100310000	220	SOCIAL SECURITY	4,109	0.00	0.00	4,108.84	1,773.43	2,435.87	(100.46)	(2.44%)
2100310000	231	NON-TEACHER RETIREMENT	5,750	0.00	0.00	5,749.98	2,477.69	3,441.42	(169.13)	(2.94%)
2100310000	250	UNEMPLOYMENT	0	0.00	0.00	0.00	0.00	0.00	0.00	0.00%
2100310000	260	WORKERS COMPENSATION	165	0.00	0.00	164.87	72.88	0.00	91.99	55.80%
2100310000	272	CONF/WORKSHOP REIMBURSE	275	0.00	0.00	275.00	0.00	0.00	275.00	100.00%
2100310000	446	SOFTWARE LEASE	1,870	0.00	0.00	1,870.00	1,488.00	0.00	382.00	20.43%
2100310000	531	TELEPHONE	0	0.00	0.00	0.00	0.00	0.00	0.00	0.00%
2100310000	550	PRINTING & BINDING	0	0.00	0.00	0.00	0.00	0.00	0.00	0.00%
2100310000	580	TRAVEL	200	0.00	0.00	200.00	123.83	0.00	76.17	38.08%
2100310000	610	SUPPLIES	150	0.00	0.00	150.00	87.33	0.00	62.67	41.78%
2100310000	734	EQUIPMENT-ADDITIONAL	0	0.00	0.00	0.00	0.00	0.00	0.00	0.00%
2100310000	738	EQUIPMENT-REPLACEMENT	0	0.00	0.00	0.00	0.00	0.00	0.00	0.00%
2100310000	810	DUES AND FEES	200	0.00	0.00	200.00	0.00	0.00	200.00	100.00%
2100310000	890	MISCELLANEOUS	0	0.00	0.00	0.00	0.00	0.00	0.00	0.00%
<b>Total DIST. FOOD SVC OPERATIONS</b>			<b>\$75,212</b>	<b>\$0.00</b>	<b>\$0.00</b>	<b>\$75,212.00</b>	<b>\$30,079.22</b>	<b>\$39,031.35</b>	<b>\$6,101.43</b>	<b>8.11%</b>
<b>Total 00 - DISTRICT-WIDE</b>			<b>\$75,212</b>	<b>\$0.00</b>	<b>\$0.00</b>	<b>\$75,212.00</b>	<b>\$30,079.22</b>	<b>\$39,031.35</b>	<b>\$6,101.43</b>	<b>8.11%</b>

# Litchfield School District FY2016 Year-To-Date Budget Status Report

## Account Detail by Function

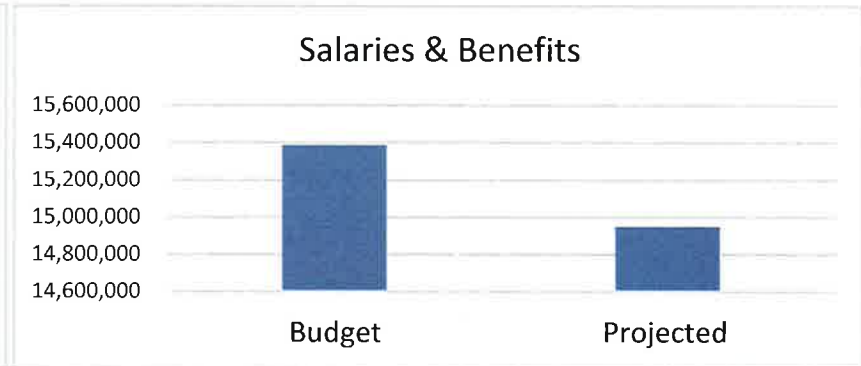
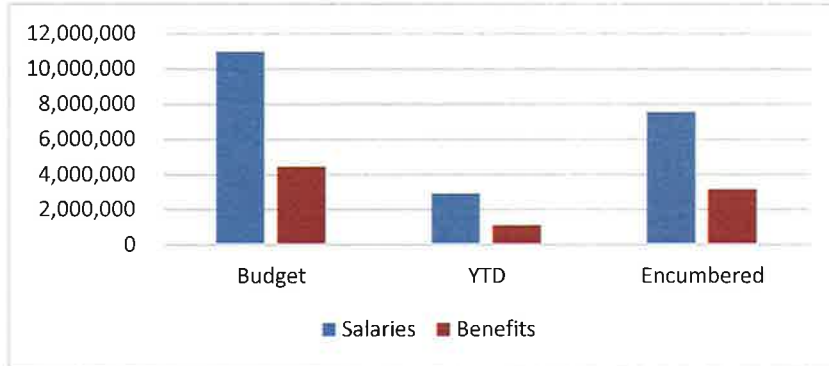
Budget Unit	Account	Account Title	Original Appropriation	Budget Amendments	Budget Transfers	Revised Budget	YTD Expended	Encumbered	Available Budget	Percent Available
<b>GMS FOOD SVC OPERATIONS</b>										
2111310000	110	SALARIES	37,451	0.00	0.00	37,450.91	9,706.32	23,935.25	3,809.34	10.17%
2111310000	120	SUBSTITUTE SALARIES	1	0.00	0.00	1.00	0.00	0.00	1.00	100.00%
2111310000	211	HEALTH INSURANCE	0	0.00	0.00	0.00	0.00	0.00	0.00	0.00%
2111310000	212	DENTAL INSURANCE	0	0.00	0.00	0.00	0.00	0.00	0.00	0.00%
2111310000	213	LIFE INSURANCE	0	0.00	0.00	0.00	0.00	0.00	0.00	0.00%
2111310000	220	SOCIAL SECURITY	2,865	0.00	0.00	2,865.00	742.56	1,831.07	291.37	10.17%
2111310000	231	NON-TEACHER RETIREMENT	0	0.00	0.00	0.00	232.22	0.00	(232.22)	0.00%
2111310000	250	UNEMPLOYMENT	0	0.00	0.00	0.00	0.00	0.00	0.00	0.00%
2111310000	260	WORKERS COMPENSATION	942	0.00	0.00	942.37	239.15	0.00	703.22	74.62%
2111310000	272	CONF/WORKSHOP REIMBURSE	250	0.00	110.00	360.00	360.00	0.00	0.00	0.00%
2111310000	430	REPAIRS & MAINTENANCE	5,000	0.00	0.00	5,000.00	113.00	0.00	4,887.00	97.74%
2111310000	580	TRAVEL	85	0.00	25.00	110.00	72.72	0.00	37.28	33.89%
2111310000	610	SUPPLIES	4,000	0.00	0.00	4,000.00	293.56	124.52	3,581.92	89.55%
2111310000	630	FOOD	54,000	0.00	0.00	54,000.00	9,050.35	2,667.33	42,282.32	78.30%
2111310000	733	FURNITURE-ADDITIONAL	0	0.00	0.00	0.00	0.00	0.00	0.00	0.00%
2111310000	734	EQUIPMENT-ADDITIONAL	0	0.00	0.00	0.00	0.00	0.00	0.00	0.00%
2111310000	737	FURNITURE-REPLACEMENT	0	0.00	0.00	0.00	0.00	0.00	0.00	0.00%
2111310000	738	EQUIPMENT-REPLACEMENT	1,500	0.00	(1,088.39)	411.61	132.00	0.00	279.61	67.93%
2111310000	810	DUES AND FEES	75	0.00	(15.00)	60.00	0.00	0.00	60.00	100.00%
2111310000	890	MISCELLANEOUS	600	0.00	0.00	600.00	25.67	20.00	554.33	92.39%
<b>Total GMS FOOD SVC OPERATIONS</b>			<b>\$106,769</b>	<b>\$0.00</b>	<b>(\$968.39)</b>	<b>\$105,800.89</b>	<b>\$20,967.55</b>	<b>\$28,578.17</b>	<b>\$56,255.17</b>	<b>53.17%</b>
<b>Total 11 - GRIFFIN MEMORIAL SCHOOL</b>			<b>\$106,769</b>	<b>\$0.00</b>	<b>(\$968.39)</b>	<b>\$105,800.89</b>	<b>\$20,967.55</b>	<b>\$28,578.17</b>	<b>\$56,255.17</b>	<b>53.17%</b>
<b>LMS FOOD SVC OPERATIONS</b>										
2121310000	110	SALARIES	41,277	0.00	0.00	41,276.55	12,146.20	29,997.10	(866.75)	(2.10%)
2121310000	120	SUBSTITUTE SALARIES	1	0.00	0.00	1.00	0.00	0.00	1.00	100.00%
2121310000	211	HEALTH INSURANCE	0	0.00	0.00	0.00	0.00	0.00	0.00	0.00%
2121310000	212	DENTAL INSURANCE	0	0.00	0.00	0.00	0.00	0.00	0.00	0.00%
2121310000	213	LIFE INSURANCE	0	0.00	0.00	0.00	0.00	0.00	0.00	0.00%
2121310000	220	SOCIAL SECURITY	3,158	0.00	0.00	3,157.65	929.22	2,278.63	(50.20)	(1.59%)
2121310000	231	NON-TEACHER RETIREMENT	0	0.00	0.00	0.00	0.00	0.00	0.00	0.00%
2121310000	250	UNEMPLOYMENT	0	0.00	0.00	0.00	0.00	0.00	0.00	0.00%
2121310000	260	WORKERS COMPENSATION	1,039	0.00	0.00	1,038.64	299.45	0.00	739.19	71.17%
2121310000	272	CONF/WORKSHOP REIMBURSE	400	0.00	(40.00)	360.00	360.00	0.00	0.00	0.00%
2121310000	430	REPAIRS & MAINTENANCE	3,600	0.00	0.00	3,600.00	498.00	0.00	3,102.00	86.17%
2121310000	580	TRAVEL	50	0.00	(25.00)	25.00	16.10	0.00	8.90	35.60%
2121310000	610	SUPPLIES	5,000	0.00	0.00	5,000.00	828.82	453.29	3,717.89	74.36%
2121310000	630	FOOD	95,000	0.00	0.00	95,000.00	13,401.54	3,116.44	78,482.02	82.61%
2121310000	733	FURNITURE-ADDITIONAL	0	0.00	0.00	0.00	0.00	0.00	0.00	0.00%
2121310000	734	EQUIPMENT-ADDITIONAL	0	0.00	0.00	0.00	0.00	0.00	0.00	0.00%
2121310000	738	EQUIPMENT-REPLACEMENT	1,500	0.00	0.00	1,500.00	159.48	0.00	1,340.52	89.37%

# Litchfield School District FY2016 Year-To-Date Budget Status Report

## Account Detail by Function

Budget Unit	Account	Account Title	Original Appropriation	Budget Amendments	Budget Transfers	Revised Budget	YTD Expended	Encumbered	Available Budget	Percent Available
2121310000	810	DUES AND FEES	120	0.00	0.00	120.00	0.00	0.00	120.00	100.00%
2121310000	890	MISCELLANEOUS	350	0.00	0.00	350.00	24.00	27.00	299.00	85.43%
<b>Total LMS FOOD SVC OPERATIONS</b>			<b>\$151,494</b>	<b>\$0.00</b>	<b>(\$65.00)</b>	<b>\$151,428.84</b>	<b>\$28,662.81</b>	<b>\$35,872.46</b>	<b>\$86,893.57</b>	<b>57.38%</b>
<b>Total 21 - LITCHFIELD MIDDLE SCHOOL</b>			<b>\$151,494</b>	<b>\$0.00</b>	<b>(\$65.00)</b>	<b>\$151,428.84</b>	<b>\$28,662.81</b>	<b>\$35,872.46</b>	<b>\$86,893.57</b>	<b>57.38%</b>
<b>CHS FOOD SVC OPERATIONS</b>										
2131310000	110	SALARIES	61,626	0.00	0.00	61,626.32	17,988.38	37,357.00	6,280.94	10.19%
2131310000	120	SUBSTITUTE SALARIES	1	0.00	0.00	1.00	0.00	0.00	1.00	100.00%
2131310000	130	OVERTIME	0	0.00	0.00	0.00	156.32	0.00	(156.32)	0.00%
2131310000	211	HEALTH INSURANCE	14,104	0.00	0.00	14,103.60	3,525.90	10,577.70	0.00	0.00%
2131310000	212	DENTAL INSURANCE	778	0.00	0.00	778.08	194.52	583.56	0.00	0.00%
2131310000	213	LIFE INSURANCE	92	0.00	0.00	92.40	21.00	63.00	8.40	9.09%
2131310000	214	DISABILITY INSURANCE	70	0.00	0.00	69.84	36.90	110.70	(77.76)	(111.34%)
2131310000	220	SOCIAL SECURITY	4,714	0.00	0.00	4,714.42	1,329.08	2,680.93	704.41	14.94%
2131310000	231	NON-TEACHER RETIREMENT	2,968	0.00	0.00	2,968.09	936.52	2,135.21	(103.64)	(3.49%)
2131310000	250	UNEMPLOYMENT	0	0.00	0.00	0.00	0.00	0.00	0.00	0.00%
2131310000	260	WORKERS COMPENSATION	1,551	0.00	0.00	1,550.70	435.78	0.00	1,114.92	71.90%
2131310000	272	CONF/WORKSHOP REIMBURSE	455	0.00	(55.00)	400.00	400.00	0.00	0.00	0.00%
2131310000	430	REPAIRS & MAINTENANCE	6,000	0.00	0.00	6,000.00	2,418.49	0.00	3,581.51	59.69%
2131310000	580	TRAVEL	75	0.00	0.00	75.00	34.28	0.00	40.72	54.29%
2131310000	610	SUPPLIES	8,000	0.00	0.00	8,000.00	1,268.44	655.27	6,076.29	75.95%
2131310000	630	FOOD	124,000	0.00	0.00	124,000.00	23,889.07	4,058.58	96,052.35	77.46%
2131310000	733	FURNITURE-ADDITIONAL	0	0.00	0.00	0.00	0.00	0.00	0.00	0.00%
2131310000	734	EQUIPMENT-ADDITIONAL	0	0.00	0.00	0.00	0.00	0.00	0.00	0.00%
2131310000	738	EQUIPMENT-REPLACEMENT	2,750	0.00	1,088.39	3,838.39	3,838.39	0.00	0.00	0.00%
2131310000	810	DUES AND FEES	150	0.00	0.00	150.00	0.00	0.00	150.00	100.00%
2131310000	890	MISCELLANEOUS	550	0.00	0.00	550.00	10.00	10.00	530.00	96.36%
<b>Total CHS FOOD SVC OPERATIONS</b>			<b>\$227,884</b>	<b>\$0.00</b>	<b>\$1,033.39</b>	<b>\$228,917.84</b>	<b>\$56,483.07</b>	<b>\$58,231.95</b>	<b>\$114,202.82</b>	<b>49.89%</b>
<b>Total 31 - CAMPBELL HIGH SCHOOL</b>			<b>\$227,884</b>	<b>\$0.00</b>	<b>\$1,033.39</b>	<b>\$228,917.84</b>	<b>\$56,483.07</b>	<b>\$58,231.95</b>	<b>\$114,202.82</b>	<b>49.89%</b>
<b>Total 3100 - FOOD SERVICE OPERATIONS</b>			<b>\$561,360</b>	<b>\$0.00</b>	<b>\$0.00</b>	<b>\$561,359.57</b>	<b>\$136,192.65</b>	<b>\$161,713.93</b>	<b>\$263,452.99</b>	<b>46.93%</b>
<b>Total 21 - FOOD SERVICE FUND</b>			<b>\$592,681</b>	<b>\$0.00</b>	<b>\$0.00</b>	<b>\$592,681.13</b>	<b>\$138,441.49</b>	<b>\$166,239.77</b>	<b>\$287,999.87</b>	<b>48.59%</b>
<b>Summary</b>			<b>\$592,681</b>	<b>\$0.00</b>	<b>\$0.00</b>	<b>\$592,681.13</b>	<b>\$138,441.49</b>	<b>\$166,239.77</b>	<b>\$287,999.87</b>	<b>48.59%</b>

# Fiscal Year 2016 Year-To-Date Salaries and Benefits



Account	Account Title	Original Appropriation	Transfers	Revised Budget	YTD Expended	Encumbered	Available Budget	%
<b>10 - GENERAL FUND</b>								
110	SALARIES	8,844,548	0.00	8,844,548.40	2,323,256.44	6,300,429.97	220,861.99	2.50%
112	ADMINISTRATION SALARY	615,036	0.00	615,036.00	229,173.11	398,521.70	(12,658.81)	(2.06%)
113	TUTOR SALARIES	138,421	250.00	138,670.92	26,222.00	77,046.68	35,402.24	25.53%
114	PARA/MONITOR SALARIES	1,052,450	0.00	1,052,449.65	234,662.35	755,258.07	62,529.23	5.94%
117	CLERICAL SALARIES	0	0.00	0.00	0.00	0.00	0.00	0.00%
118	SELF-FUNDED PRGM SALARIES	32,124	0.00	32,124.16	2,109.91	360.00	29,654.25	92.31%
119	SPED SUMMER PRGM SALARIES	49,950	0.00	49,950.16	39,264.55	0.00	10,685.61	21.39%
120	SUBSTITUTE SALARIES	142,886	0.00	142,886.10	28,996.12	0.00	113,889.98	79.71%
121	LONG TERM SUB SALARIES	55,012	0.00	55,012.04	6,882.08	0.00	48,129.96	87.49%
122	GAME OFFICIAL SALARY	0	0.00	0.00	0.00	0.00	0.00	0.00%
130	OVERTIME	17,603	0.00	17,603.00	7,550.56	0.00	10,052.44	57.11%
<b>TOTAL SALARIES</b>		<b>10,948,030.43</b>	<b>250.00</b>	<b>10,948,280.43</b>	<b>2,898,117.12</b>	<b>7,531,616.42</b>	<b>518,546.89</b>	<b>4.74%</b>
211	HEALTH INSURANCE	2,043,688	0.00	2,043,688.20	488,547.17	1,506,429.05	48,711.98	2.38%
212	DENTAL INSURANCE	148,115	0.00	148,115.32	35,419.11	109,520.65	3,175.56	2.14%
213	LIFE INSURANCE	17,554	0.00	17,553.96	4,273.91	11,639.97	1,640.08	9.34%
214	DISABILITY INSURANCE	26,861	0.00	26,860.55	6,962.76	19,469.52	428.27	1.59%
220	SOCIAL SECURITY	843,456	19.13	843,475.60	212,200.07	553,072.42	78,203.11	9.27%
231	NON-TEACHER RETIREMENT	166,950	0.00	166,950.30	50,844.95	94,478.97	21,626.38	12.95%
232	TEACHER RETIREMENT	1,146,660	0.00	1,146,660.23	294,705.73	835,744.98	16,209.52	1.41%
250	UNEMPLOYMENT	43,722	0.00	43,722.00	0.00	0.00	43,722.00	100.00%
<b>TOTAL EMPLOYEE BENEFITS</b>		<b>4,437,007.03</b>	<b>19.13</b>	<b>4,437,026.16</b>	<b>1,092,953.70</b>	<b>3,130,355.56</b>	<b>213,716.90</b>	<b>4.82%</b>
<b>Total 10 - GENERAL FUND</b>		<b>\$15,385,037</b>	<b>\$269.13</b>	<b>\$15,385,306.59</b>	<b>\$3,991,070.82</b>	<b>\$10,661,971.98</b>	<b>\$732,263.79</b>	<b>4.76%</b>

## **APPROVED BUDGET TRANSFERS**

Yr: 16 AND Period: 1, 10, 11, 12, 13, 2, 3, 4, 5, 6, 7, 8, 9 AND T C: 25 AND Fund: 10

Je Number: Ascending order

Trans No	Yr	Period	Fund	Key Orgn	Account	Project	Proj Acct	Trans Date	Trans Amt	Description
361209	16	1	10	1000120100	569			07/08/2015	-30020.00	TUITION COST TRANSFER
361212	16	1	10	1011120100	569			07/08/2015	3000.00	TUITION COST TRANSFER
361210	16	1	10	1021120100	569			07/08/2015	2520.00	TUITION COST TRANSFER
361213	16	1	10	1021120100	569			07/08/2015	6000.00	TUITION COST TRANSFER
361211	16	1	10	1031120100	569			07/08/2015	18500.00	TUITION COST TRANSFER
365412	16	1	10	1031222500	734			07/28/2015	7000.00	1:1 PILOT
365411	16	1	10	1031262000	623			07/28/2015	-7000.00	1:1 PILOT
365855	16	1	10	1011110011	610			07/30/2015	-10838.00	MATH RESOURCES
365856	16	1	10	1000221000	640			07/30/2015	10838.00	MATH RESOURCES
365858	16	1	10	1000221000	640			07/30/2015	17700.00	MATH RESOURCES
365857	16	1	10	1011110023	610			07/30/2015	-17700.00	MATH RESOURCES
367171	16	2	10	1000120100	569			08/14/2015	-42757.20	TUITION FOR HIGH SCHOOL
367172	16	2	10	1031120100	569			08/14/2015	42757.20	TUITION FOR HIGH SCHOOL
367687	16	2	10	1031142000	738			08/19/2015	-200.00	COACHES MEETING PIZZA
367688	16	2	10	1031142000	890			08/19/2015	200.00	COACHES MEETING PIZZA
368039	16	2	10	1031110011	644			08/24/2015	-7.00	BALANCE OF MATH BK COST
368040	16	2	10	1031110011	641			08/24/2015	7.00	BALANCE OF MATH BK COST
368041	16	2	10	1031110012	610			08/24/2015	-260.00	MUSIC STANDS RACK
368042	16	2	10	1031110012	734			08/24/2015	260.00	MUSIC STANDS RACK
368043	16	2	10	1031222200	640			08/24/2015	-400.00	LIBRARY NEWSPAPERS/SCHOLA
368044	16	2	10	1031222200	643			08/24/2015	400.00	LIBRARY NEWSPAPERS/SCHOLA
370896	16	3	10	1000120100	569			09/14/2015	-34529.00	HIGH SCHOOL TUITION
370897	16	3	10	1031120100	569			09/14/2015	34529.00	HIGH SCHOOL TUITION
371258	16	3	10	1011262000	430			09/18/2015	-526.95	REPAIR OF GMS FURNACE
371259	16	3	10	1011262000	432			09/18/2015	526.95	REPAIR OF GMS FURNACE
371260	16	3	10	1021222200	640			09/18/2015	-500.00	NH STATE LIBRARY DATABASE
371261	16	3	10	1031222200	644			09/18/2015	500.00	NH STATE LIBRARY DATABASE
371767	16	3	10	1011241000	610			09/22/2015	-45.00	TO COVER MEMB FEE INCREAS
371766	16	3	10	1011241000	810			09/22/2015	45.00	TO COVER MEMB FEE INCREAS
373298	16	3	10	1011110000	430			09/28/2015	11.50	TO COVER LAMIN RPR
373299	16	3	10	1011110000	610			09/28/2015	-11.50	TO COVER LAMIN RPR
373390	16	3	10	1031142000	442			09/30/2015	1000.00	RENTAL NEEDS
373389	16	3	10	1031142000	734			09/30/2015	-1000.00	RENTAL NEEDS
373629	16	3	10	1031120100	569			10/05/2015	200.00	TUITION INCREASE HIGH SCH
373628	16	3	10	1000120100	569			10/05/2015	-200.00	TUITION INCREASE HIGH SCH
373627	16	4	10	1001231100	810			10/05/2015	750.00	ENROLLMENT PROJECTIONS
373626	16	4	10	1090232000	330			10/05/2015	-750.00	ENROLLMENT PROJECTIONS
375077	16	4	10	1031110005	610			10/08/2015	-75.00	COMPUTER SPEAKERS
375078	16	4	10	1031110005	734			10/08/2015	75.00	COMPUTER SPEAKERS
375105	16	4	10	1031110000	321			10/13/2015	2000.00	AD MENTOR
375104	16	4	10	1031110000	610			10/13/2015	-2000.00	AD MENTOR




## **APPROVED BUDGET TRANSFERS**


Yr: 16 AND Period: 1 , 10, 11, 12, 13, 2 , 3 , 4 , 5 , 6 , 7 , 8 , 9 AND T C: 25 AND Fund: 10

Je Number: Ascending order

Trans No	Yr	Period	Fund	Key Orgn	Account	Project	Proj Acct	Trans Date	Trans Amt	Description
377030	16	4	10	1000120100	569			10/27/2015	-200.00	ADD'TL TUITION NORTHSTAR
377031	16	4	10	1031120100	569			10/27/2015	200.00	ADD'TL TUITION NORTHSTAR
375130	16	4	10	1000263000	610			10/14/2015	-680.00	PLEEFIX MARKERS
375131	16	4	10	1000263000	738			10/14/2015	680.00	PLEEFIX MARKERS
377029	16	4	10	1031261000	738			10/27/2015	807.32	REPLACEMENT WET VACUUM
377028	16	4	10	1031263000	610			10/27/2015	-807.32	REPLACEMENT WET VACUUM
377033	16	4	10	1031120100	569			10/27/2015	11700.00	TUITION FOR AHS
377032	16	4	10	1000120100	569			10/27/2015	-11700.00	TUITION FOR AHS
377025	16	4	10	1011110000	113			10/27/2015	250.00	MATH PROGRAM WORK GMS
377026	16	4	10	1011110000	220			10/27/2015	19.13	MATH PROGRAM WORK GMS
377027	16	4	10	1011110000	260			10/27/2015	0.76	MATH PROGRAM WORK GMS
377024	16	4	10	1011241000	610			10/27/2015	-269.89	MATH PROGRAM WORK GMS
377020	16	4	10	1031110003	610			10/27/2015	-50.00	REPLACEMENT CHAIRS
377021	16	4	10	1031110003	737			10/27/2015	50.00	REPLACEMENT CHAIRS
377022	16	4	10	1090283000	280			10/27/2015	-500.00	TRN MONEY FOR ACA FORMS
377023	16	4	10	1090283000	610			10/27/2015	500.00	TRN MONEY FOR ACA FORMS
377148	16	4	10	1031110009	610			10/29/2015	-15.00	FACS PROFESSIONAL DUES
377149	16	4	10	1031110009	810			10/29/2015	15.00	FACS PROFESSIONAL DUES
377150	16	4	10	1031212000	610			10/29/2015	-15.00	NAVIANCE INCREASE
377151	16	4	10	1031212000	644			10/29/2015	15.00	NAVIANCE INCREASE
377170	16	4	10	1011110029	610			10/30/2015	-500.00	FOR SCIENCE KITS
377171	16	4	10	1011110013	610			10/30/2015	500.00	FOR SCIENCE KITS
377413	16	4	10	1011110029	610			10/30/2015	-200.00	LOGS FOR SCIENCE MODULES
377414	16	4	10	1011110013	610			10/30/2015	200.00	LOGS FOR SCIENCE MODULES
367160	16	2	10	1031110000	610			08/13/2015	-1424.00	VOCABULARY WORKBOOKS
367161	16	2	10	1031110005	610			08/13/2015	1424.00	VOCABULARY WORKBOOKS
367210	16	2	10	1031110011	641			08/14/2015	23.00	AP STATS EXAM WKBK INCRS
367209	16	2	10	1031110011	644			08/14/2015	-23.00	AP STATS EXAM WKBK INCRS
367266	16	2	10	1031120100	569			08/17/2015	204841.60	TUITION-6 STUDENTS
367264	16	2	10	1000120100	569			08/17/2015	-290171.60	TUITION-6 STUDENTS
367265	16	2	10	1021120100	569			08/17/2015	85330.00	TUITION-6 STUDENTS
361216	16	1	10	1021110013	643			07/09/2015	46.00	INC IN PERIODICAL COSTS
361215	16	1	10	1021241000	641			07/09/2015	-46.00	INC IN PERIODICAL COSTS
362041	16	1	10	1011222500	734			07/13/2015	-485.25	ASSET TAGS
362042	16	1	10	1031222500	734			07/13/2015	485.25	ASSET TAGS
362199	16	1	10	1031120100	569			07/15/2015	5411.00	ESY TUITION
362198	16	1	10	1000120100	569			07/15/2015	-5411.00	ESY TUITION
362657	16	1	10	1031212000	610			07/16/2015	-500.00	GUIDANCE POSTAGE FOR FY16
362658	16	1	10	1031241000	534			07/16/2015	500.00	GUIDANCE POSTAGE FOR FY16
363386	16	1	10	1031241000	534			07/22/2015	575.00	POSTAGE
363384	16	1	10	1000233200	610			07/22/2015	-250.00	POSTAGE

## **APPROVED BUDGET TRANSFERS**

 Yr: 16 AND Period: 1, 10, 11, 12, 13, 2, 3, 4, 5, 6, 7, 8, 9 AND T C: 25 AND Fund: 10

 Je Number: Ascending order

Trans No	Yr	Period	Fund	Key Orgn	Account	Project	Proj Acct	Trans Date	Trans Amt	Description
363385	16	1	10	1031120100	610			07/22/2015	-325.00	POSTAGE
365859	16	1	10	1021222500	734			07/30/2015	-1224.00	RENEWAL PRICE INCREASE
365860	16	1	10	1000284000	446			07/30/2015	1224.00	RENEWAL PRICE INCREASE